



Ontario Ranch Horse Association

2025 Rulebook

Title

For the safety of our exhibitors, Ontario Ranch Horse Association has established the following warm up protocol:

In warm up areas, no cell phones, ear-buds or headphones are allowed. For the safety of riders, fencing (running/stopping), should only be during designated times or when few riders are in the arena. Riders should practice spins only in the middle of circles only. Beginning 2 hours before the show starts and during competition, only riders entered in competition are allowed in warm up areas. No bareback riding and no riding double.

One Circle Warm-Up Arena Etiquette



LEFT circles at the TOP of each hour



RIGHT circles at the BOTTOM of each Hour


Large Arena Warm-up Etiquette:

Always go with the flow of traffic. If the arena is large enough for two sets of circles, follow the diagram with a set of circles going each direction.

NEVER stop your horse in traffic and ALWAYS look behind you before you stop or slow down.

Always look where you are going and watch out for other riders.

Don't tie horses in the warm-up area.



No headphones, ear-buds or cell phones in warm up areas.

ASSOCIATION GUIDING PRINCIPLES

The Ontario Ranch Horse Association was created to promote and support the concept of the versatile Stock/Ranch Horse. The strength in this concept lies in the variety of skills developed by both horse and rider in different disciplines, Ranch Rail Pleasure, Ranch Riding, Ranch Reining and Ranch Trail. The true all-around ranch horse can handle a variety of situations with ease and athleticism, using natural movement and an attitude that reflects the ranch type influence of an everyday stock horse.

The ORaHA program is designed for riders of all experiences to learn and compete in an environment that is friendly, affordable and designed to fit all levels of riding.

ORaHA clinics and shows are held year-round across the province and all breeds of horses are welcome. Participants may enter just the clinic or only one or two classes if they wish. The goal is to improve horses and riders through the all-around ranch horse concept promoting the versatile ranch horse. The mission continues:

“Helping People Better Ride a Better Horse”

ASSOCIATION BYLAWS

These bylaws (referred to as the “bylaws”) govern the affairs of the Ontario Ranch Horse Association, Inc., a non-profit corporation (referred to as the “Association” organized under the Ontario Corporations Act (referred to as the “Act”).

ARTICLE I: NAME, PURPOSE, LOCATION AND CORPORATE SEAL

Section 1. This Association shall be known as the Ontario Ranch Horse Association Inc. (“Association”) and shall at all times be operated and conducted as a non-profit corporation in accordance with the laws of the Province of Ontario.

Section 2: The purpose of this Association shall be to promote education for western ranch horse enthusiasts to ride and train a versatile western ranch horse, to teach rider knowledge and skills to maximize horses’ trainability, performance and safety, to offer affordable, fun and standardized versatile western ranch horse educational programs and competitions, to perpetuate and preserve the western tradition and heritage of working stock and ranch horses, to encourage the use of standard rules for conducting and judging contests for the western all-around ranch horse, to define, promote and improve the quality of the versatile western ranch horse, and to encourage honesty, integrity, respect, sportsmanship and family values.

Section 3. The Association shall cover the province of Ontario but members may be residents in any province or state. The principal place of business shall be established by the Board of Directors.

Section 4. The seal of the Association shall be in the charge of the Executive Director.

Section 5. The Association shall conduct its affairs on a calendar year basis. A financial audit may be made and be reported to the next annual meeting of the members.

ARTICLE II - MEMBERS

Section 1. Members of the Association shall be admitted, retained, suspended and expelled in accordance with such rules and regulations as the Board of Directors may adopt from time to time. Each such member shall be entitled to one vote so long as such member is in good standing and has been a paid Member for at least 90 days.

Section 2. Whenever in these Bylaws, the term “Member” or “Members” shall be used, unless otherwise specified, it shall mean a Member, having the right to vote, that is in good standing.

Section 3. There shall be only one class of Members and membership shall be open to all persons who subscribe to the aims of the Association, abide by the Associations’ rules and regulations, and assist in furthering its purposes.

Section 4. An annual meeting of the Members shall be held at such time and place as may be fixed by the Board of Directors. As such annual meeting, the Members shall install newly elected Directors. Notice of the Annual Meeting, including date, time and place and agenda shall be published in the Association’s publications and on the Association’s website at least 20 days prior to the meeting.

Section 5. Special meetings of Members may be held at such time and place as may be designated in a notice, whenever called, by the direction of the President, by a majority of the Board of Directors, or by notice signed by not less than twenty-five percent (25%) of Members.

Section 6. At any meeting of the Members held in accordance with the foregoing notice provisions, the Members attending such meeting, no matter the number, shall constitute a quorum for all purposes. To vote a Member must be physically present at a meeting. No absentee ballot or proxy votes are allowed.

Section 7. Any officer of the Association may call a meeting of the Members to order and may act as chair of such meeting, precedence being given to the President. In the absence of all such officers, Members present may appoint or elect a temporary chair for the purposes of the meeting only.

ARTICLE III - BOARD OF DIRECTORS

Section 1. The business and property of the Association shall be managed and controlled by the Board of Directors, which shall elect an Executive Committee to run the day-to-day affairs of the Association.

Section 2. The Board of Directors shall consist of members elected by the membership to hold office for three years. Three Directors shall be elected annually and shall hold office for a term of three years or until their successors are elected and have taken office. No more than one member of any family (in the first or second degree by either blood or marriage) or firm may sit on the Board of Directors. Persons elected to the Board of Directors must (i) have been members of the Association for two years before taking office, (ii) be a current member in good standing, and (iii) must be at least 21 years of age.

Section 3. Directors-at-Large may be appointed by the President, with the advice and consent of the Executive Committee. The Director-at-Large designation is for directors who have distinguished themselves by length of service and/or accomplishments. All Past Presidents of the Association shall automatically become a Director-at-Large. Unless a Director-at-Large is currently an elected member of the Board of Directors, the role of the Director-at-Large on the Board of Directors will be in an advisory, non-voting capacity only.

Section 4. An Advisory Board may be established by the Board of Directors to recognize the efforts of certain individuals in continuing the founding principles of Ontario Ranch Horse Association. The function is to provide advice and guidance to the Board of Directors. Members nominated to the Advisory Board must be Members in good standing of the Association. Members of the Advisory Board will be nominated and appointed by the Board of Directors. Nominations must be made at any regular called meeting of the Board of Directors, and voted on at the next regular meeting. The Advisory Board will be limited to a maximum of 25 members. Each even numbered year the Board of Directors will review the members and either reappoint or remove members of the Advisory Board. The Advisory Board serves in an advisory capacity only, and only has the responsibilities and authority as granted by the Board of Directors. At no time will the Advisory Committee have voting rights on the Board of Directors. A member of the Association cannot sit on the Board of Directors and the Advisory Committee at the same time.

Section 5. The annual meeting of the Board of Directors shall be held immediately following the annual members' meeting. The Board, by rule, may provide for other regular meetings at stated time and places, of which no notice to the general membership shall be required. Absentee or vote by proxy is not allowed in any meeting of the Board of Directors.

Section 6. Special meetings of the Board of Directors shall be held whenever called by the President, or by two-thirds of the directors in office. Notice of each special meeting shall be given by electronic mail, postal mail or telephone to each director at least 20 days before the meeting, and shall be effective when sent. Such notice may be waived by any director. The notice of a special meeting must contain an agenda of the items to be discussed at the meeting, and those items are the only business that may be conducted at such meeting.

Section 7. One half the number plus one of the directors shall constitute a quorum for the transaction of business, but if at any meeting of the Board there may be less than this number present, a majority of those present may adjourn the meeting from time to time until a quorum shall be present.

Section 8. Each director must attend one-half of the meetings in a calendar year. Failing to do this, the director may be removed at the discretion of the Executive Committee.

Section 9. At meetings of the Board of Directors, business shall be transacted in such order as the President may determine.

Section 10. The Board of Directors shall have the power and authority to make, amend, repeal and enforce such rules and regulations, not contrary to law or the Certificate of Formation as they may deem expedient concerning the conduct, management and activities of the Association, the admissions, classifications, qualifications, suspension and expulsion of members, removal of officers, the rules and regulations governing the procedure of such suspension and expulsion and removal, the fixing and collecting of dues and fees, the expenditure of money, the auditing of books and records, rules regarding awarding of championships and awards, the conducting of clinics, educational programs, seminars, shows, contests, exhibitions, sales and social functions, and all other details relating to the general purposes of the Association.

Section 11. Actions of the Board of Directors are subject to revision or amendment by the Members at any regular or special meeting of the members, provided that written notice of any intention to revise or amendment any rule or regulation shall have been sent to all Members at least 20 days in advance of the meeting. Such regular or special meetings shall require a quorum (defined, for the purposes of this section only, as at least 25% of the general membership physically present at the meeting) for the transaction of business. However, if any third party relies on an action of the Board of Directors that is later amended, revised or repealed, that action may only be amended, revised or repealed on a prospective basis and not retroactively.

Section 12. The Board of Directors, from time to time, may create and empower committees, general or special. A committee shall have only those powers specifically granted to it by the Board of Directors. At the time a committee is established by the Board of Directors, the Board shall define its responsibilities in writing. In designating powers and responsibilities to committees, the Board shall not entrust any committee with any of the powers and duties specific to the Board.

Section 13. Directors owe a duty of loyalty to the Association and will use their best efforts to avoid entering into transactions in which a conflict of interest with the Association exists. However, nothing in these Bylaws will prohibit a director or a company or entity with which a director is associated from sponsoring any event or activity of the Association.

The Association may not make any loan to a director or officer of the Association. A director, officer or committee member may lend money to and otherwise transact business with the Association if (i) the transaction is in the best interest of the Association, (ii) the transaction is fully described in a legally binding instrument and (iii) all relevant facts regarding the transaction have been disclosed to the Board of Directors and the Board of Directors has approved the transaction by majority vote, not including the vote of any person having a personal interest in the transaction. Such a person transacting business with the Association

has the same rights and obligations relating to those matters as other persons transacting business with the Association.

Except with the Board's prior approval, no director, officer, or committee member or member of the Association may: do any act in violation of these Bylaws or in violation of a binding obligation of the Association; do any act with the intention of harming the Association or any of its operations; do any act that would make it impossible or unnecessarily difficult to carry on the Association's intended or ordinary business; receive an improper personal benefit from the operation of the Association; use the Association's assets, including any software rights owned by the Association, directly or indirectly for any purpose other than carrying on the Association's business; wrongfully transfer or dispose of Association property, including intangible property such as good will; or use the Association's name (or any substantially similar name), logo, trademark or trade name adopted by the Association, except on behalf of the Association in the ordinary course of its business.

Section 14. An officer, director, employee, or staff member other than the President and Executive Director, attending an Association approved or sponsored event, shall not attend in any official capacity unless authorized by the Executive Committee.

Section 15. An officer, director, employee, or staff member or their families are not prohibited from participating in association events.

ARTICLE IV - ELECTION OF DIRECTORS

Section 1. A Directors Nominating Committee, which must be comprised of elected Directors, shall be appointed by the President with the advice and consent of the Executive Committee and be publicly announced by February 1 of each year or as soon as practical thereafter.

Section 2. Members may make recommendations to the Directors Nominating Committee of individuals they would like to serve as Directors. The Directors Nominating Committee will receive all nominations and determine which nominated individuals meet the qualifications for directors outline in these Bylaws. The recommendations for directors from the nominating committee must be sent to the Association office no later than May 1 of each year. Submissions of a recommendation does not guarantee that an individual will be on the ballot. If an individual is not qualified pursuant to these Bylaws to serve as Director, then the Directors Nominating Committee will not include that name on the ballot.

Section 3. The Directors Nominating Committee may also include individuals on the ballot that have not been recommended by the membership, but that it believes are suitable to serve as directors. The Directors Nominating Committee should also seek out individuals for nomination that the committee believes will: be an ambassador of good will by holding the Association in a positive light to members and the general public at all times, actively participate in Board and Association meetings, accept and carry out specific responsibilities as assigned by the President and/or the Board, act at all times in the best interest of the Association and its members, not in self-interest, exercise good faith in all transactions in

exercising their duties to the Association and its property. In addition, Directors must adhere to a strict rule of honest dealing in all matters with and on behalf of the Association.

Section 4. The Directors Nominating Committee shall prepare a ballot, taking into consideration nominations from member recommendations, director recommendations and recommendations of the nominating committee. There may be at least one and a maximum of two nominees per directorship position.

Section 5. After June 1, the Directors Nominating Committee shall send the ballot to all members in good standing. Ballots must be returned according to director election procedures. Alternately the Ballots may be voted on electronically if so provided by the Association.

Section 6. The nominee(s) receiving the highest number(s) of votes will be designated director(s) after which the alternate(s) will be designated according to the remaining number of votes in descending order. In the event of a Director vacancy, the alternate director with the highest number of votes will be appointed to the Director position. If an alternate is not available, then the President may appoint an alternate with the advice and consent of the Executive Committee.

Section 7. The Board of Directors for the coming year shall be determined by November 30, or as soon as practical thereafter. Directors shall take office at the next Annual Meeting.

ARTICLE V - EXECUTIVE COMMITTEE

Section 1. There shall be an Executive Committee consisting of the President, Immediate Past President, and four additional members elected by and from the Board of Directors.

Section 2. The Executive Committee shall be elected at the regular fall meeting of the Board. At such meeting, the President will open the meeting for nominations from the floor, and at the close of nominations, the election will be conducted by secret ballot (at the Board's discretion), each director submitting five director names, including one name specifically for President. The director receiving the most votes for President will be President Elect, and the other four directors receiving the highest number of votes will be appointed to the Executive Committee. The new Executive Committee will be installed and take office at the annual meeting. The Executive Committee members will continue to be voting members of the Board of Directors.

Section 3. The President with the advice and consent of the Executive Committee shall fill all vacancies in the Executive Committee occurring between annual meetings of the Association.

Section 4. The President may appoint two advisors, without voting power, to the Executive Committee to serve during his/her term of office. Any Director-at-Large or member of the Advisory Board may serve as an advisor to the Executive Committee.

Section 5. The members of the Executive Committee shall hold office for a period of one year or until their successors are elected and have taken office at the Annual Meeting.

Section 6. No officer or member of the Executive Committee may serve on the Executive Committee in excess of eight consecutive years.

Section 7. The Executive Committee shall meet whenever and wherever called by direction of the President or three members of the Committee acting jointly. Whoever calls the meeting shall give 10 days notice, but such notice may be waived by a member.

Section 8. The Executive Committee may act, without convening in meeting, by written resolutions signed by all Members thereof, or by electronic mail. Members of the Committee may participate in a meeting through use of conference telephone, electronic video screen communications, or other communications equipment provided all members participating in the meeting are able to hear one another. Records of the meeting and decisions by written resolutions and/or electronic means shall be duly entered into the Association records.

Section 9. One half the number plus one of the executive committee shall constitute a quorum for the legal transaction of business, but if at any meeting of the Committee there may be less than this number present, a majority of those present may adjourn the meeting from time to time until a quorum shall be present.

Section 10. The Executive Committee will be responsible for overseeing the day-to-day operations, administration, and finances of the Association, and for implementing the policies, procedures, directives and long term plans established by the Board of Directors. The Executive Committee shall exercise the powers of the Board of Directors during the periods between the meetings of the Board of Directors. However, the Executive Committee will not have the power to amend or repeal the certificate of formation or Bylaws of the Association; adopt a plan of merger or of consolidation with another corporation; authorize the sale, lease exchange, or mortgage of all or substantially all of the Association's property or assets; authorize or revoke voluntary dissolution of the Association; elect, appoint or remove a member of a committee or a director or officer of the Association; or take any action in contradiction of a mandate or vote by the Board of Directors.

Section 11. It shall be the responsibility of the Executive Committee to furnish liaison members to the Standing Committees, to report to the Board of Directors at its regular meetings.

Section 12. The Executive Committee shall be responsible for interpreting and deciding all questions or ambiguities that may arise in connection with the meaning, intent or purpose of any bylaw, rule, regulation or other Association document.

Section 13. The written contracts of the Association shall be executed on behalf of the Association by the President and/or the Executive Director upon approval by the Executive Committee.

Section 14. Should a member of the Executive Committee fail to be re-elected to the Board of Directors, he or she will no longer be on the Executive Committee upon the end of his/her term on the Board of Directors.

Section 15. The Executive Committee will be responsible for interviewing, hiring, setting a salary for, and directing the activities and duties of the Executive Director for the Association. The Executive Director shall implement the actions, decisions and directions of the Board of Directors and Executive Committee and shall manage the Association's physical facilities and personnel. The Executive Director shall keep the minutes of all membership, Board of Directors and Executive Committee meetings; shall be the custodian for the safekeeping of all documents and records of the Association; shall collect all monies due the Association; and shall disburse the money of the Association upon the direction of the Executive Committee. The Executive Director shall account to the Executive Committee and the Board of Directors, when requested, for all receipts and disbursements of the Association. In addition, the Executive Director shall cause to be submitted to the Executive Committee, a detailed budget of the proposed and anticipated receipts and disbursements for the forthcoming fiscal year of the Association. The Executive Director shall be a non-voting member of all committees appointed by the President or Board of Directors. If it is deemed necessary by the Executive Committee or the Board of Directors, the Executive Director and all other officers or employees of the Association who may handle any funds of the Association may be required to give a surety bond at the expense of the Association for the faithful discharge of his or her duties.

Section 16. Any member of the Executive Committee may be removed from office with or without cause as herein provided. A recall petition demanding the removal of such officers shall be submitted to the Executive Director of the Association. Such recall petition(s) shall be signed by at least 25% of the current members of the Board of Directors, and require supermajority (defined as 60% of the entire Board of Directors) vote to be effective.

ARTICLE VI -OFFICERS & DUTIES

Section 1. The Officers of the Association shall be the President and such other officers as may be authorized from time to time by the Board of Directors.

Section 2. Only members of the Board of Directors shall be eligible to serve as officers of the Association. The President must be elected from the Executive Committee that served during the immediate prior term of office,.

Section 3. The officers of the Association shall be elected by majority vote by the Board of Directors following the election of the Directors.

Section 4. The officers of the Association shall hold office for a period of one (1) year or until their successors are elected and have taken office at the Annual Meeting. All vacancies of the officers of the Association, except where provided elsewhere, shall be filled by and from the Executive Committee for the unexpired term; and those so appointed shall serve until their successors election and acceptance of their duly qualified successors

Section 5. The President shall be the Chief Executive Officer of the Association and shall preside at all meetings of the Board of Directors and the Executive Committee. The President shall see that all Bylaws, Rules and Regulations of the Association are enforced and shall perform all other duties that may be prescribed from time to time by the Board of Directors. The President shall be an ex-officio member of all committees. In the absence of the President, the Executive Committee or the Board of Directors may appoint another individual from the Executive Committee to preside over meetings.

ARTICLE VII - PARLIAMENTARY AUTHORITY

The rules contained in the current edition of Roberts Rules of Order, Newly revised shall govern the Association in all cases to which they are applicable and in which they are not inconsistent with these bylaws and any special rules of order the Association may adopt.

ARTICLE VIII - DISSOLUTION

Upon the dissolution of the Association, the Board of Directors shall, after paying or making provision for the payment of all the liabilities of the Association, dispose of all the Assets of the Association in such manner, or to such organization or organizations organized and operated exclusively for charitable, educational, religious or scientific purposes as shall at the time qualify as a non-profit organization under Service Ontario.

ARTICLE IX - RULES

The Board of Directors is responsible for establishing the rules consistent with and supplementary to the Certificate of Incorporation and Bylaws for the general administration of the business of the Association. The rules shall be published by the Board of Directors, with revisions published when sufficient changes to the rules warrant a new publication.

ARTICLE X - AMENDMENTS

These Bylaws may be altered, amended or repealed by a vote of the Board of Directors or by a vote of the Members. In order for the Board of Directors to alter, amend or repeal the Bylaws, two-thirds of the total number of Directors on the Board (not just 2/3 of the number present at the meeting) must vote for the alteration, amendment or repeal at a regular or special meeting of the Board. The Members may alter, amend or repeal the Bylaws at a regular or special meeting of the Members by a majority vote of the Members present at the meeting, if at least 25% of the total membership is present at the meeting and participate in the vote. A vote to alter, amend or repeal the Bylaws may only take place at a meeting of the Board of Directors or of the Members where prior notice of the meeting was sent to all Directors or Members, as appropriate. The notice must be mailed via postal mail or email at least 21 days prior to the day of the meeting to the last address of record for the Director or Member in the records of the Association. The notice must include the text of the proposed Bylaw provisions as well as the text of any existing provisions proposed to be altered, amended or repealed, or the notice may include a fair summary of those provisions. Any action taken by the Board of Directors to alter, amend or repeal the Bylaws may be rescinded or amended by the members by following the procedure outlined in Article III Section 11 for

Members to vote to alter, amend or repeal the Bylaws. Notification of proposed bylaw amendments will be posted on the Association website prior to meetings of the Board of Directors.

ARTICLE XI - INDEMNIFICATION

No director or officer of the Association shall be liable to the Association or its members for monetary damages for an act or omission in such director's capacity as a director of the Association; except that this Article shall not eliminate or limit the liability of a director or officer of the Association for: a breach of a duty of loyalty to the Association or its member; an act of omission not in good faith or that involves intentional misconduct or a knowing violation of the law; a transaction from which a director or officer received an improper benefit, whether or not the benefit resulted from an action taken within the scope of the office; or an action or omission for which the liability of a director is expressly provided for by statute.

To the extent permitted by law, the Association will indemnify a director, officer, committee member, employee, or agent of the Association who was, is or may be named defendant or respondent in any proceeding as a result of his or her official capacity in the Association. For the purposes of this article, an agent includes one who is or was serving at the Association's request as a director, officer, partner, employee, contractor or trustee.

The Association will indemnify a person only if he or she acted in good faith and reasonably believed that his or her conduct was in the Association's best interests. In case of a criminal proceeding, the person may be indemnified only if he or she had no reasonable cause to believe that the conduct was unlawful. The Association will not indemnify a person who is found liable to the Association or is found liable to another on the basis of improperly receiving a personal benefit from the Association. A person is conclusively considered to have been found liable in relation to any claim, issue, or matter if the person has been adjudged liable by a court of competent jurisdiction and all appeals have been exhausted. Termination of a proceeding by a judgment, order, settlement, conviction, or on a plea of nolo contendere or its equivalence does not necessarily preclude indemnification by the Association.

The indemnity permitted under these Bylaws includes indemnity against judgements, penalties (including excise and similar taxes), fines, settlements, and reasonable expenses (including attorney fees) actually incurred in connection with the proceeding. If the proceeding was brought by or on behalf of the Association, the indemnification is limited to reasonable expenses actually incurred by the person in connection with the proceeding.

Before the Association may pay any indemnification expenses (including attorney fees), the Association must specifically determine that indemnification is permissible, authorize indemnification, and determine that expenses to be reimbursed are reasonable. The Association may make these determinations and decisions by any one of the following procedures:

- i. Majority vote of a quorum consisting of directors who, at the time of the vote, are not named defendants or respondents in the proceeding.
- ii. If such a quorum cannot be obtained, by a majority vote of a committee of the Board, designated to act in the matter by a majority vote of all directors, consisting solely of two

or more directors who at the time of the vote are not named defendants or respondents in the proceeding.

The Board of Directors is authorized to obtain such insurance coverage as it determines are necessary to accomplish the foregoing.

Any repeal or amendment of this Article by the members of the Association shall be prospective only, and shall not adversely affect any limitation on the personal liability of a director of the Association existing at the time of such repeal or amendment. Anything herein to the contrary notwithstanding, if the Code is amended after approval of an action of this Association to further eliminate or limit the personal liability of directors, then the liability of a director of the Association shall be eliminated or limited to the fullest extent permitted by the Code, as so amended from time.

ARTICLE XII - AFFILIATIONS

The Association may enter into affiliation agreements with other like-minded Organizations as the Board of Directors may determine. These agreements will be limited to a specified duration of time, but may be renewed by vote of the Board of Directors. Such affiliations will require that the affiliate's members become members of Ontario Ranch Horse Association in order to collect points for year end awards and that the affiliate's adopt some or all of the rules, policies and procedures.

GENERAL RULES AND REGULATIONS

GR-005 ONTARIO RANCH HORSE ASSOCIATION MEMBERSHIP

The Ontario Ranch Horse Association is an incorporated association dedicated and open to all western stock horse enthusiasts. The Association is open to all stock horse breeds, registered or grade, whether ridden on the ranch, in the ring or down the road. No mules or donkeys are permitted to compete at Ontario Ranch Horse competitions. The Ontario Ranch Horse Association membership card must be presented to the secretary when participating in Ontario Ranch Horse Association approved events. Memberships are available for a one-year period (expiring one year from date purchased), 3 year or by a lifetime membership. Proper receipts and membership cards shall be issued upon payment of fees.

As reciprocal assistance to the Association for privilege of membership and participation, the Association may use any photograph or other form of likeness reproductions of a member, event participant, horse owner, or their horse and registered equine names to promote the Association's objectives and activities including, but not limited to, use by a third parties with authorization from the Association.

The application for membership should indicate clearly the name in which the membership is to be recorded. By applying for membership, the applicant automatically agrees to be bound by and to abide by all rules, regulations and policies of the Association.

Membership in Ontario Ranch Horse Association is a privilege, not a right, application for which shall be made by procedures prescribed by Ontario Ranch Horse Association.

Membership, or application therefore, may be terminated or rejected by the Executive Committee or Board of Directors for cause detrimental to the interest of Ontario Ranch Horse Association, its programs, policies, objectives and harmonious relationship of it's members as determined by the Executive Committee or Board of Directors.

Termination or application rejection proceedings shall be conducted under the Association's disciplinary procedure for notice, hearing and temporary suspension. The effect of termination or rejection may be denial of the privileges of the Association as set forth in the Association's disciplinary procedure.

A membership fee is not refundable.

Upon completion and acceptance of a membership application form, an applicant is issued a membership card with an identification number. This number must be used in all official communication with the Association and the card must be presented when participating in Association approved events.

Any false or misrepresented statement on an application or entry shall constitute unsportsmanlike conduct and will subject the applicant, exhibitor and/or owner of horse to disciplinary action as set forth in these rules.

GR-005.1 GENERAL MEMBERSHIP

Memberships are available for individuals, couples, families and businesses and may not be transferred. There are 3 types of memberships:

- 1) General Membership: A general membership provides voting privileges in the association and meets the criteria of membership for horse owners (GR-220). To participate in all Association events and activities, a general membership is required and must be in the name of the individual participating. Youth members may elect officers in the youth portion of the association.
- 2) Family Owner Membership: this type of membership is only available for horse owners who are the immediate family of an exhibitor, and are required to have an Ontario Ranch Horse Association membership per GR-220. This is a non-voting membership. The Family Owner Membership was created at a discounted rate for situations like parents who own their children's horse, spouses or couples who own a horse together, or horses owned by the rider's business or company. The Family Owner membership can not be used to participate in Ontario Ranch Horse activities. It will be designated with an "F" in front of the membership number
- 3) Affiliate Membership: this type of membership is only available for members of an Ontario Ranch Horse Association affiliate who are granted an Ontario Ranch Horse Association through the affiliate. It will be designated with an "A" in front of the member number. Affiliate members may participate at Ontario Ranch Horse Association events, however, to be

eligible for Ontario Ranch Horse Association Year End awards they must meet the same criteria as other Ontario Ranch Horse Association members and have an Ontario Ranch Horse Association General Membership. Permitted Affiliate shows may count towards Ontario Ranch Horse Association Year End awards for members of Ontario Ranch Horse Association.

GR-005.2 MEMBERSHIP FEES

General annual memberships are \$40, and are good for a one year period beginning with the day of receipt and expiring one year from that date. Renewal notice to the members shall be sent, but renewal is the responsibility of the member. When an annual membership expires, the membership can be reinstated by simply paying the current year's annual fee.

3-Year memberships are \$110.00 and are good for a 3-year period beginning with the day of receipt and expiring 3 years from that date.

Life memberships are \$400 and good for the lifetime of the individual or business, and may not be transferred.

Family Owner memberships are \$7 annually or \$21 for a 3 year membership.

Affiliate membership fees are set through affiliate agreements with Ontario Ranch Horse Association.

GR-010 TELEVISION AND MEDIA RULES

Attendance at an Association-sponsored or approved event, in whatever capacity, shall constitute authorization for the Association, its agents, designees, or assigns to photograph, video tape, televise, or record by other means (hereinafter referred to as "photographic material") any person or animal on the premises of an Association-approved event, and shall further constitute authorization for the use of such person's name, voice and biography, or the name, pedigree and performance record of any animal on the premises (hereinafter referred to as "related information") in conjunction with any photographic material.

The photographic material and related information referred to above may be used in any manner that the Association, in its sole discretion, determines would be beneficial to promoting the purposes and goals of the Association; provided however, that no photographic material or related information will be used in conjunction with the endorsement of any product unless prior written consent is obtained.

Attendance by a Member at an Association-approved event or participation in such event shall further constitute agreement to the terms and conditions outlined above, and shall constitute a waiver and release, without limitation, of any individual television, radio, motion picture, photographic material or related information when such information is obtained at an Association-approved event by the Association, its agents, designees or assigns.

An Association member, including a member using Association data for commercial purposes, has a duty to preserve and protect the performance records and the property of the

Association, including, but not limited to, Association electronic data made available to members via the Associations website or other prearranged consensual access thereto, and the duty to use such data only for the purposes which the Association has granted conditional license. Publication of such data shall carry the following designation. "This information was provided by the Ontario Ranch Horse Association from its Official Records."

GR-020 BOARD OF DIRECTORS

The current number of Board of Directors of this Association shall be no less than three (3) directors and no more than nine (9) elected by members in good standing. The elections will be staggered with one third (1/3) of directors and director alternates being elected each year with a term of three years.

GR-030 STANDING COMMITTEES

All Standing Committees shall consist of not less than two Association members and not more than ten. All committee members must be Association members in good standing. In making appointments to the committees, the President shall appoint committee members for not less than one year, and not more than three years. Memberships to committees and future appointments to fill vacancies shall be by the President with the advice and consent of the Executive Committee.

The Chairperson of each committee shall be appointed annually by the President with the advice and consent of the Executive Committee from the current Board of Directors.

Committee members may be appointed from the Board of Directors and the general membership and a listing of all committee members shall be published as soon as possible after appointment.

These committees shall have those duties as prescribed or granted to them by the Board of Directors and the Executive Committee. Committees shall advise the Executive Committee and Board of Directors on matters relative to their committee assignments. They also will evaluate their program area, prioritize needs, make proposed annual and/or long-range plans and present these findings to the Executive Committee. The report and plans will be approved or disapproved for action during the year or year(s). Subsequently each Committee has the authority to carry out their approved plans within limits set up by Board of Directors and Executive Committee. Timely reports of committee projects and actions shall be given to the Board of Directors upon request.

GR-030.1 Standing Committees may be, but not limited to:

Education: This committee may consider educational activities, clinics, judging education; videos/DVDs; educational handouts and publications; clinician teaching plans and curriculum; training for scribes, secretaries, and arena managers; and evaluation of educational programming.

Communications, Marketing and Development: This committee may consider newsletters, the website, press releases and feature articles to publications, information and orientation for new members, and sponsorship and marketing packets.

Shows, Competition and Recognition: This committee may consider Merit and other special awards, year-end awards, show awards, competition rules, evaluation of competitions and divisions, special competitions (Provincial Show, etc), outstanding achievements and awards at Association and sponsored events.

Sponsorships and Financial Development: This committee may consider marketing packets for sponsorship and advertising, sponsorship policy, advertising policy, and special sponsorship and donation efforts.

Collegiate Activities: This committee will plan Association participation for the Collegiate Teams.

Budget and Finance: This committee may consider financial stability of the Association, preparation of adherence to annual budget, membership dues and fees, and Association clinic and show fees.

Youth Activities: This committee will plan Association participation specifically for youth members.

Rules and Regulations Committee: This committee will review proposed changes to the Association's Bylaws and Rules delegated to it from the Board and Executive Committee and may propose rule changes. This committee will provide proper or legal wording for changes without changing the intent.

Special committees may be appointed by the President from time to time to attend to special business. These committees serve for the duration of the special problem or until replaced or until the committee is disbanded.

GR-040 PROPOSED CHANGES TO RULES AND POLICIES

An Association member, a standing committee, a special committee, the Board of Directors, the Executive Committee, or the Association staff may propose a rule changes without changing. A rule change is any change to the General Rules

GR-040.1 All proposed changes must be submitted to the Association's office on the form designated for that purpose by the Executive Committee and available free of charge from the Association office. All blanks must be completed and a justification for the proposed changes cited. Forms which are incomplete, lacking the justification, or failing to cite the specific changes cited requested will be returned to the originator. The deadline for consideration of a rule change is August 1, with possible implementation effective the following year.

GR-040.2 The Board of Directors will vote on the proposed change but may refer the matter out to any committee or group for study, review and recommendation prior to voting. The

Board of Directors must vote on all proposed changes within nine (9) months of the submission of the proposal to the Association office.

GR-040.3 Emergency Status of Proposed Rule Change: If a proposed Rule Change is considered to be of such extreme importance by the Executive Committee that it must be acted on immediately, such proposed change must be presented to the Board of Directors and is subject to amendment. The Board of Directors should then put the Emergency Status of the proposed changes to a vote. The Emergency Status must first be approved and requires a motion and majority vote in favour.

GR-040.4 If the Board of Directors approves the Emergency Status, the proposed change with any amendments attached shall then be put to a vote by the Board of Directors for immediate action and/or implementation. If approved, the change can become effective immediately. If the Emergency Status of the proposed Change is rejected by the Board of Directors, the proposed change itself cannot be put to vote at this time but can still be presented for a vote by the regular procedure.

GR-050 RELEASE OF LIABILITY

The Association and co-sponsoring organizations, if any, and their officers, directors, employees, members and agents shall not be responsible for any personal injury, for injury to animals, or for loss or damage to property, occurring at any Association activity. Each owner, exhibitor, handler, trainer, participant, member or consignor shall indemnify and hold harmless the Association, its officers, directors and employees from and against all claims, demands, causes of actions and expenses of every kind, including attorney's fees, arising out of or related in any manner to the acts or omissions of an owner, exhibitor, handler, or consignor, to the actions of any animal under the care, custody or control of the owner, exhibitor, handler or consignor, or as a result of participation in or attendance at the show or event or on the grounds thereof. Presentation of signed entry or consignment forms shall be deemed acceptance of the conditions of this rule. In the event an entry or consignment forms shall is not signed or presented, appearance on the grounds or at the sale ring of any Association activity as an exhibitor, handler, owner, trainer, participant member or consignor shall be deemed to be acceptance of the conditions of this rule.

GR-050.1 Without assuming the affirmative duty to monitor possible physical or mental handicaps of exhibitors, if condition of exhibitors' physical or mental disability comes to the attention of the Association, the individual may be denied participation privileges in the Association-approved events until such time as he or she provides the Association with sufficient information to conclusively establish physical or mental capability to participate, without posing a significant risk to the health or safety of the individual and/or the other exhibitors of the class in which he or she desires to participate. At Association's sole discretion, the individual may be authorized to use special equipment to enhance physical ability to safely exhibit in Association-approved or sponsored shows/events.

GR-060 DISCIPLINARY PROCEDURES

GR-060.1 The Association reserves the right to independently direct disciplinary action or sanction against individuals coming under the jurisdiction of the Association by participating in or attending Association-sponsored events or by placing membership in the Association. The Association Executive Committee is the forum within the Association that initially or ultimately hears or reviews evidence of alleged violations of rules and regulations by members and/or participants in Association-approved events. A member may be disciplined, suspended, fined, and/or expelled from the Association, and any non-member participant may be denied any or all Association privileges.

GR-065 VIOLATIONS

GR-065.1 Financial Violations - Any member may be suspended and denied privileges of the Association or any non-member may be denied the privilege of the Association by the Executive Committee of the Association, for the failure to pay, when due, any obligation owing the Association, Upon receipt of a fraudulent payment, a member or non-member will be notified in writing and given a reasonable amount of time to make the payment good. Repeat offenders will be put on a cash only basis. Failure to pay the amount owed to the Association or its sponsoring groups will result in suspension of membership and all privileges.

GR-065.2 Unsportsmanlike Conduct - Conduct by Association members, non-members, exhibitors, trainers, owners, owner's representatives, spectators, and all other persons present on the Association event grounds shall be orderly, responsible, sportsmanlike, and humane in the treatment of animals. Any of these violations will be subject to disciplinary procedures.

GR-065.3 Disciplinary Actions of Other Associations - Ontario Ranch Horse Association Executive Committee may honour the disciplinary actions of other major equine organizations including but not limited to unsportsmanlike conduct, cruel or inhumane treatment and medication violations of horses from other recognized equine related associations, provinces, states or countries. However any action taken by that organization will not limit any authority or jurisdiction of Ontario Ranch Horse Association.

GR-200 APPROVAL FOR ONTARIO RANCH HORSE ASSOCIATION EVENTS

A request for information regarding an Association Clinic/Show or special event approval shall be made through the Association Executive Director. Sanctioned events require compliance with all Association fees, guidelines and documentation. Requirements for hosting an Association Event are available from the Association office. Approvals for Association Events shall be made in the calendar year preceding the event. Prior approval for all judges and clinicians to be used at any approved Association event must be granted by the Executive Committee through the Executive Director.

GR-205 SAFETY AT ASSOCIATION EVENTS

Exhibitors are encouraged to be aware of their surroundings, especially in the warm up areas. Riders should familiarize themselves with proper warm up etiquette on page 3 of this handbook.

GR-205.1 Any competitor or clinic participant riding a horse that is out of control will be asked to leave the premises at the discretion of Show Management, the designated Association Show Representative, or Judge. This applies to all horses, especially to stallions.

GR-205.2 Judges will have the authority to blow a whistle at any time to stop or excuse any exhibitor who is not in control of the horse. To accomplish this goal, the exhibitor **MUST** be in control of the horse. Judges also have the authority to blow the whistle at any time to stop or excuse any exhibitor if there is concern about the safety or welfare of the officials, public, horse or rider. Inhumane treatment of will not be tolerated.

GR-205.3 Dogs are not allowed closer than ten feet to any arena fence, horse exhibition area or horse practice/warm-up area. Dogs must be on an in-hand leash, and managed by a competent handler.

GR-205.4 In the case of a fallen horse (defined as the horse on the ground with all four feet pointed in the same direction) or rider (defined as no longer astride the horse) the run will end and judges will score the run for the work performed to that point, however the run will result in disqualification. Horse and rider may be checked for injuries and asked to leave the arena as soon as reasonably and safely possible.

GR-205.6 In warm up areas, no cell phones, ear buds or headphones are allowed. For the safety of riders, fencing (running/stopping) should only be during designated times or when limited riders are in the arena. Riders should practice spins in the middle of circles only. Beginning 2 hours before the show starts and during competition, only riders entered in competition are allowed horseback in warm up areas, no bareback riding and no riding double during that time frame.

GR-205.7 Ontario Ranch Horse Association takes very seriously the welfare of horses and livestock. Inhumane treatment or abuse of a horse or livestock in any manner in the show arena, warm up area or anywhere on the show grounds is strictly prohibited. Inhumane treatment includes the exhibition of a crippled or injured horse, or a horse with any other health abnormality, which could thereby result in the horse's undue discomfort or distress. Abuse includes excessive jerking, spurring, whipping, slapping or any other act intended to cause trauma or injury to a horse. Any act of abuse, or intent to abuse a horse, anywhere on the show grounds or conduct which could also potentially endanger the safety of other persons or animals will be dealt with in the strongest possible manner by show management and the Ontario Ranch Horse Association Executive Committee.

GR-220 GENERAL RULES FOR ASSOCIATION EVENTS

All riders and owners of horses ridden and/or showing in Association events must be members in good standing. Class or clinic entry forms must contain the contestant's and owner's correct Ontario Ranch Horse Association member number. Horses must be a

minimum of 3 years old to compete in Ontario Ranch Horse Association shows. No horse can be shown in any class in the same division by more than one rider.

GR-225 GENERAL RULES FOR ASSOCIATION COMPETITIONS

GR-225.1 Eligibility for all divisions is determined by a rider's accomplishments as of January 1 of the current year.

GR-225.2 Open Division Eligibility: The Open Division is open to any professional or nonprofessional member in good standing with any horse regardless of past winnings. In addition to the normal entry fee, this division may collect and offer jackpot fees, which will be paid back to winners according to the payout schedule below. These jackpot fees may range from a minimum of \$10 to a maximum of \$30 per class except for special events or championships.

- a) Class paybacks: Half of the jackpot will be for the class entered. Open class entries are competing for class points, plus a payback (1/2 of the jackpot monies collected for that class) according to the following schedule.
- b) All-Around paybacks: Exhibitors in all four classes will be eligible for the All-Around paybacks - (1/2 of all Open Entries go to jackpot money). The All-Around paybacks will be figured on the total number of All-Around entries and will be paid according to GR225.2c

# of horses	1-3	4-6	7-10	11-14	15-19	20-24	25-29	>=30
# of places	1	2	3	4	5	6	7	8
1	100%	60%	50%	40%	30%	30%	28%	25%
2		40%	30%	30%	25%	24%	23%	20%
3			20%	20%	20%	18%	16%	15%
4				10%	15%	12%	12%	12%
5					10%	9%	9%	10%
6						7%	7%	8%
7							5%	6%
8								4%
	100%	100%	100%	100%	100%	100%	100%	100%

- c) Payout Schedule is as follows

- d) **Level 1 Open Division Eligibility:** The Level 1 Open division is a subdivision of the open for individuals with moderate to no showing experience. Any age horse may be ridden.

- Earnings Restrictions for Level 1 Open: Riders that have combined earnings of \$3500 in any of the following or similar organizations: NCHA, NRCHA, NRHA, RHAA, AQHA, APHA, ASHA etc. in any western performance discipline (western pleasure, working cow horse, reining, cutting, trail, etc.) are not eligible for this division. If a member loses Level 1 eligibility through competition, he or she may finish that year as a Level 1 Open rider. Thereafter, the member is eligible only for Junior Horse or Open Divisions
- Class Format: The Level 1 Open division will be run concurrent with the Open division, but place separately from Open entries. Entries in the Level 1 division will have a jackpot separate from the Open. However if a Level 1 entry desires be eligible for both the Level 1 and Open, he/she may pay both entry fees and be eligible for both payouts and placement in both divisions.

GR-225.3 Non Pro Division Eligibility (Amateur Division with Affiliates will be considered as Non Pro Division for participating members of Ontario Ranch Horse Association: The description of Non Pro Eligibility is as follows:

- a) The rider has not received payment directly or indirectly for riding, training astride, assisting in training astride, or showing horse(s) at any time during the past five years.
- b) The rider has not received payment directly or indirectly for instructing another person or conducting a seminar in riding, training, driving or showing a horse any time during the past five years.
- c) The rider has not had any expenses (including lodging, transportation, mileage, etc.) paid by someone other than family members or their own business.
- d) EXCEPTIONS FOR “b” and “c” above:
 - i) A Non Pro who otherwise qualifies under these rules may conduct clinics provided the only remuneration they receive is for reasonable expenses. If questions are raised about Non Pro eligibility, the contestant must be able to document any remuneration.
 - ii) Riders who are enrolled in an equine program or as part of an educational curriculum are exempt from items b and c above.
 - iii) Certification as an instructor in equitherapy by Professional Association of Therapeutic Horsemanship International (PATH) or similar organizations recognized by national equine associations are exempt from b and c above, provided the instructor ONLY teaches students enrolled with the recognized organization or rehabilitation prescribed by medical doctor.

- e) A Non Pro who otherwise qualifies under these rules may receive payment for cowboying, horseback tour guides, feedlot or sale ring operations or activities on foot such as round pen, lunging, ground work, teaching a horse manners, etc.
- f) A Non Pro who otherwise qualifies under these rules and works as an instructor at a recognized educational institution (college, high school, etc.) may keep their Non Pro status provided their instruction astride is 50% or less of their appointment.
- g) A person who does not meet the criteria for Non Pro status or a Professional seeking Non Pro status may regain Non Pro status after said person has met the Non Pro definition for a period of one year for every year, or partial year, they did not meet the Non Pro definition with a maximum of 5 years. The years of this compliance period must be served consecutively.
- h) Premium money won is not considered remuneration.
- i) A Non Pro rider may show in the Open Division without losing Non Pro eligibility as long as requirements for a Non Pro are still met.
- j) The Non Pro Division is open to any nonprofessional member in good standing with any horse regardless of past winnings. In addition to the normal entry fee, this division may collect and offer jackpot fees, which will be paid back to winners according to the payout schedule below. These jackpot fees may range from a minimum of \$10 to a maximum of \$30 per class except for special events or championships.
- k) Class paybacks: Half of the jackpot will be for the class entered. Non Pro class entries are competing for class points, plus a payback (1/2 of the jackpot monies collected for that class) according to GR 225.1c.
- l) All Around paybacks: Exhibitors in all four classes will be eligible for the All-Around paybacks - (1/2 of all Non Pro entries go to jackpot money). The All-Around paybacks will be figured on the total number of All-Around entries and will be paid according to GR225.1c.
- m) Some approved special events may have added money in lieu of Jackpots and these will require entry fee as a percentage of money added.

GR-225.4 Limited Non Pro Division Eligibility: Exhibitors who qualify as Non Pro riders may choose to show in this division because of class routine or other personal choice. Exhibitors may also show in the Open or Non Pro divisions without losing their eligibility in the Limited Non Pro division. There will be no jackpot or added money in this division.

GR-225.5 Intermediate Division Eligibility and Restrictions: The Intermediate Division is reserved for individuals with moderate riding and showing experience who

wish to learn more about showing in Ontario Ranch Horse Association at a more advanced pace. There will be no jackpot in this division. Eligibility for the Intermediate division is as follows:

- a) The rider must meet all Non Pro eligibility requirements listed above.
- b) The rider has not won any combination of 2 of the following
 - Champion or reserve champion All Around show title in Intermediate, Limited Non Pro, Non Pro, Open, Youth, Junior Horse at any Ontario Ranch Horse Association show;
 - Year-End champion All Around/Year End class champion in Ontario Ranch Horse Association;
 - All Around champion or reserve titles or year-end champion awards at any nationally approved show in judged western performance classes:
- Or have earned the following:
 - No more than 10 points in any breed association (AQHA, APHA, AQHA VRH All Around etc.; breed association Novice/Level 1 points do not count) or
 - \$500 in a national organization (AQHA, APHA, NCHA, NRCHA, NRHA, RHAA, NRSNA etc.) in any judged western performance discipline (western pleasure, working cow horse, reining, cutting, trail, etc.)
- c) If a member loses Intermediate eligibility through competition, he or she may finish that year as an Intermediate rider. Thereafter, the member is eligible only for Junior Horse, Youth, Limited Non Pro, Non Pro or Open Divisions.
- d) Riders in this division will work Limited Non Pro reining patterns. (See Limited Non Pro Reining class rules for specifics on rules for this division.)
- e) Stallions are prohibited in this division.

GR-225.6 Novice Division Eligibility and Restrictions: The Novice Division is reserved for individuals with limited riding and showing experience. New members in Ontario Ranch Horse Association do not necessarily need to ride in the Novice division. Advanced skills may be better suited for one of the other divisions. There will be no jackpot in this division. Eligibility for the Novice division is as follows:

- a) The rider must meet all Non Pro eligibility requirements listed above.
- b) The rider has not won any of the following:

- Champion or reserve champion All Around show title in Novice, Novice Youth, Intermediate, Limited Non Pro, Non Pro, Open, Youth, Junior Horse at any Ontario Ranch Horse Association show;
- Year-End champion All Around/Year End class champion in Ontario Ranch Horse Association;
- All Around champion or reserve champion titles or year-end champion awards at any nationally approved ASJA approved show or other nationally approved show in judged western performance classes;

Or have earned the following:

- No more than 5 points in any breed association (AQHA, APHA, AQHA VRH All Around, etc.; breed association Novice/Level 1 points do not count); or
 - \$250 in a national organization (AQHA, NCHA, NRCHA, NRHA, RHAA, NRSHA, etc.) in any judged western performance discipline (western pleasure, working cow horse, reining, cutting, trail, etc.)
- c) If a member loses novice eligibility through competition, he or she may finish that year as a novice rider. Thereafter, the member is eligible only for Junior Horse, Youth, Limited Non Pro, Intermediate, Non Pro or Open Divisions.
- d) Stallions are prohibited in this division.

GR-225.7 Level 1 Novice Division Eligibility and Restrictions: The Level 1 Novice Division is reserved for individuals with very limited riding and showing experience. This is truly an entry level division for those new to showing. There will be no jackpot in this division. Eligibility for the Level 1 Novice division is as follows:

- a) The rider must meet all Non Pro eligibility requirements listed above.
- b) The rider has not accomplished any of the following:
- Champion or reserve champion All Around title in any division at an Ontario Ranch Horse Association show;
 - Year-End champion All Around/Year End class champion in Ontario Ranch Horse Association;
 - Placed in the Top 10 in the All Around at any Ontario Ranch Horse Association show other than in the Level 1 Novice division;
 - Any points in any breed association (AQHA, APHA, AQHA VRH All Around, etc.); breed association Novice/Level 1 points do not count); or

- Any earnings from any competition in a judged western performance discipline performance discipline (western pleasure, working cow horse, reining, cutting, trail, etc.)
- c) If a member loses Level 1 Novice eligibility through competition, he or she may finish that year as a Level 1 Novice rider. Thereafter, the member is eligible only for Junior Horse, Youth, Novice, Non Pro or Open divisions,
- d) A rider may not cross enter in the Novice Division at the same show.
- e) Stallions are prohibited in this division.

GR-225.8 Youth Division Eligibility and Restrictions: Exhibitors in the youth division must be aged 8 through 18 as of January 1 of the current year. The Youth Division is for individuals with more riding and showing experience who wish to learn more about showing in ORaHA at a more advanced pace.

GR-225.9 Novice Youth Division Eligibility and Restrictions: Exhibitors in the Novice Youth division must be aged 8 through 18 as of January 1 of the current year.

The Novice Youth division is reserved for individuals with limited showing experience who wish to learn more about showing in ORaHA at the beginner's pace.

Eligibility for the Novice Youth Division is as follows:

- a) The rider must meet all Non Pro eligibility requirements listed above.
- b) The rider has not won any combination of 2 of the following:
 - Champion or reserve champion All Around show title in Novice Youth, Novice, Intermediate, Limited Non Pro, Non Pro, Open, Youth, Junior Horse at any ORaHA show.
 - Year-End champion All Around/Year /end class champion in ORaHA.
 - All Around Champion or reserve titles or year-end champion awards at any nationally approved show in judged western performance classes.

Or have earned the following:

- No more than 10 points in any breed association (AQHA, APHA, AQHA VRH All Around Champion etc. breed association Novice/Level 1 points do not count(; or
- \$500 in a national organization (AQHA, APHA, NCHA, NRCHA, NRHA, RHAA, NRSHA, etc) in any judged western performance discipline (western pleasure, working cow horse, reining, cutting, trail, etc.)

- c) If a member loses Novice Youth eligibility through competition, he or she may finish that year as a Novice Youth rider. Thereafter, the member is eligible only for Youth, Junior Horse, Intermediate, Limited Non Pro, Non Pro or Open Divisions.
- d) Riders in this division will work a shortened version of cow work that will not involve turns down the fence, circling or roping. The cow work will be boxing only. (See Novice Working Cow Horse class rules for specifics on rules for this division.) Riders in this division may not cross enter a fence cow work class (boxing, fence turns and circling/roping at the same show. There will be no jackpot in this division.
- e) A youth may not cross enter the Youth, Novice Youth and Novice Divisions at the same show.
- f) Stallions are prohibited in this division.

Gr-225.10 Junior Horse Division Eligibility and Restrictions: Horses in this division will show in the same patterns as the Open and Non Pro. There will be no jackpot in this division. (See LTD Non Pro class rules for specifics on rule for this division.) A horse is eligible to be shown in this division if the following criteria are met:

- a) The horse is five years of age or younger as of January 1 of the current year.
- b) A junior horse may be shown by a rider from any division.

GR225.11 Division Eligibility Exceptions:

- a) 10-year rule: Any rider who is deemed ineligible for the Intermediate, Novice or Level 1 Open divisions due to earnings, points, or awards they received more than 10 years ago may step down one division from their current eligibility to compete at ORaHA shows with approval of the ORaHA Board of Directors. However, if the Board of Directors feel that a rider is competing in a division lower than their current skill level, they can be excluded from that division. The Board of Directors is committed to the integrity of these divisions. Please consider your personal riding experience and ability before stepping down one division according to the 10-year rule. If a rider is found to be competing at a level higher than designed for the division, they will not receive a refund of their entry fees and their points earned cannot transfer to another division.
- b) A member may petition, in writing, the Association Board of Directors for a change in division eligibility. The written petition will be reviewed and the member notified of the ruling. In addition, the board may reclassify a member for a division.
- c) Eligibility Violations: Riders who compete in a division and are discovered to be ineligible for that division will be disqualified. They will not receive a refund of entry fees and the points earned are not transferable to another division. It is the rider's responsibility to know the divisions for which they are eligible. Eligibility may be revoked at any time for violations of any ORaHA rule or regulation. A person

who loses eligibility status must relinquish their membership card and return it to the ORaHA office upon notice if requested.

GR-226 RECOMMENDATIONS FOR ASSOCIATION APPROVED COMPETITIONS

ORaHA Association approved competitions must offer all four classes and eight divisions - Open, Non Pro, Limited Non Pro, Intermediate, Novice, Youth, Novice Youth and Junior Horse. It is recommended that buckles or other awards have the words Ontario Ranch Horse Association or the ORaHA logo visible or identified. It is recommended that entry fees be kept as low as possible. This is in keeping with the ORaHA goal of offering affordable education and competitions.

GR-230 YEAR END AWARDS AND MERIT AWARDS IN ONTARIO RANCH HORSE ASSOCIATION APPROVED COMPETITIONS

GR-230 Year End Awards

Year-End awards shall be given to the All-Around High Point and Reserve High Point (one horse/one rider) in the Non Pro, Intermediate, Novice, Youth and Junior Horse divisions. Open division awards will be calculated on the horse only (any rider), in accordance with industry standards of Open competition. Year-End High Point Individual Class winners shall also be recognized (one-horse/one-rider for all divisions, except the Open which will be calculated on the horse). All ORaHA awards are considered All Around awards unless otherwise noted.

GR-230.1. Year-End Awards will be based on a total of the approved shows at which a horse/rider combination competes. All but two shows will count for year-end All Around and Class points, regardless of how many shows are held. For example: If there are 13 shows, points for the top 11 shows will count toward year-end standings. If there are 10, the top 8 shows will count, and so on.

GR-230.2. Top points earned in the All-Around standings and the individual classes are figured separately and may be taken from different shows, thereby giving each horse/rider. Combination every advantage for highest year-end points in each class or the All-Around Year-End standings are based on points, no matter the number of shows. However to be eligible for All Around Year-End awards, a horse/rider combination must compete as an All Around entry in at least 50% or more of the total shows in a specific division held within a given year. To be eligible for Class Year-End awards, a horse/rider combination must compete in that class in at least 50% or more of the total shows in a specific division held within a given year. In the Open division, the horse must meet the requirements above. Example: If there are eleven (11) total shows, a horse/rider combination must compete at six (6) of the shows in that specific division to be eligible for year-end awards. Year-End awards are based on ORaHA entries only. Entry in other shows held in conjunction with ORaHA shows (including Futurity/Derby) do not count towards any ORaHA award(s).

GR-231 Ontario Ranch Horse Association Merit Award Program A horse/rider combination is automatically awarded ORaHA Merit Points by competing in either the Open, Level 1 Open, Non Pro or Limited Divisions of approved ORaHA competitions.

GR-231.1 Consistent with other ORaHA policies, the Merit award is a joint award for a one-horse/one-rider combination earned in the Open, Level 1 Open and Non Pro Division in an approved ORaHA Show. The Limited Merit Award is an award for a one-horse/one-rider combination earned in the Limited Non Pro division. Points may be awarded in only one division at any one show.

GR-231.2 ORaHA Merit Points shall be awarded to a one-horse/one-rider combination showing in all four classes and based on the number of entries in the All-Around of the division up to a maximum of ten points (Example: Horses may receive a maximum of ten ORaHA Merit points for being the high-point horse, nine points for reserve, and eight points for third, down to one Merit point for placing tenth high overall. If only eight horses are entered in the All-Around, the high point horse will receive eight points, down to one Merit point for placing eighth high overall.)

GR-231.3 A horse may receive points with more than one rider, but the points cannot be added together for more than one rider or transferred to another rider. Horses that change riders must start over in accumulating Merit points for the Superior or Supreme Awards. Ownership may change, but the rider must remain constant.

GR-232 Superior Ranch Horse Versatility Award - 100 ORHA Merit Points This award may be awarded to a horse/rider combination that has earned at least 100 ORaHA Merit Points at approved ORaHA shows in the All-Around rankings in the Open, Level 1 Open and Non Pro Divisions. Points may be combined from the divisions as long as they were acquired at different shows. This designation will be noted in the records of the association and certificates presented to both the rider and owner, if different.

GR-233 Supreme Ranch Horse Versatility Award - 200 ORHA Merit Points This award may be awarded to a horse/rider combination that has earned at least 200 ORaHA Merit Points at approved ORaHA shows in the All-Around rankings in the Open, Level 1 Open and Non Pro Divisions. Points may be combined from the divisions as long as they were acquired at different shows. This designation will be noted in the records of the association and certificates will be presented to both the rider and the owner, if different.

GR-234 Superior Limited Ranch Horse Versatility Award - 100 ORHA Merit Points This award may be awarded to a horse/rider combination that has earned at least 100 ORaHA Merit Points at approved ORaHA shows in the All-Around rankings of the Limited Non Pro Divisions. This designation will be noted in the records of the association and certificates presented to both the rider and the owner, if different.

GR-235 Supreme Limited Ranch Horse Versatility Award - 200 ORHA Merit Points This award may be awarded to a horse/rider combination that has earned at least 200 ORaHA Merit Points at approved ORaHA shows in the All-Around rankings of the Limited Non Pro

Divisions. This designation will be noted in the records of the association and certificates will be presented to both the rider and owner, if different.

GR-236 Legacy Horse Award This award recognizes horses who are a true legacy within the association, earning top honours in ORaHA competitions with multiple riders in different calendar years. The owner or former owner must nominate the horse by the posted deadline. A nomination form is available under the Awards tab on the ORaHA website. Eligibility includes:

Horse must have been shown in ORaHA by at least 3 different ORaHA members in 3 different calendar years

Horse must have achieved at least one of the following with each rider: 1) ORaHA Top 10 All Around Year-End; 2) Top 10 at ORaHA premier event (Derby or Futurity).

GR-237 Novice Achievement Award The Novice Achievement Award Program is designed to reward contestants that accrue 1500 points on a given horse (i.e. this is based on a horse and rider combination) in the Novice division. The award has a five-year time limit. Contestants may compete in other divisions without losing eligibility, provided that: If a contestant wins an all-around champion, reserve all-around champion, or year-end class champion title prior to reaching the 1500 points (regardless of the horse), he or she is no longer eligible for the award. Qualified contestants will be awarded a buckle at the ORaHA Year-End Banquet.

GR-238 Constant Competitor Award The Constant Competitor Award Program is designed to recognize competitors in all divisions that compete in the all around at least eight shows in a ORaHA season (January-December) without making the year-end Top Ten. This award is based on the rider (not horse/rider combination). Participation in the ORaHA Futurity/Derby or other special event does not count toward the 8 show minimum. Awards will be presented during the ORaHA Year-End Awards Banquet.

RANCH HORSE

In all gaits, movement of the ranch horse should simulate a horse needing to cover long distances, softly and quietly, like that of a working ranch horse. The ideal ranch horse should have a natural head and tail carriage, be forward moving with smooth cadenced gaits showing a bright, attentive expression. He should perform in a relaxed manner on light contact on relatively loose but not fully draped reins.

RANCH RAIL

In all gaits, movement of the ranch horse should simulate a horse needing to cover long distances, softly and quietly, like that of a working ranch horse. The ideal ranch horse should have a natural head and tail carriage, be forward moving with smooth cadenced gaits showing a bright, attentive expression. He should perform in a relaxed manner on light contact on relatively loose but not full draped reins.

In the Ranch Rail class, horses are to be shown both directions of the ring as the judge calls the gaits to be performed.

Walk - The walk is a natural, flat footed, four beat gait. The gait is rhythmic and ground covering. As in all gaits, the horse should display a level, or slightly above level top-line with a bright, attentive expression.

Extended Walk - the extended walk is an obvious lengthening of the stride that will naturally increase the pace. 'The horse should move in a natural manner (not a running walk) as if it were moving across an open pasture.

Trot - the trot is a natural two beat gait demonstrating more forward motion than the western jog.

Extended Trot - the extended trot is an obvious lengthening of the stride with a definite increase in pace. The horse should be moving in a manner as if it were covering a large area on a ranch with an above level topline.

Lope - the lope is a three beat gait. The lope should be relaxed and smooth with a natural forward moving style.

Extended Lope - the extended lope is not a run or a race but should be an obvious lengthening of the stride demonstrating a forward, working speed. The horse should display an above level topline with a bright attentive expression.

RANCH RIDING

The purpose of the ranch riding class is to measure the ability of the horse to be a pleasure to ride while being used as a means of conveyance from performing one ranch task to another. The horse should reflect the versatility, attitude and movement of a working ranch horse riding outside the confines of an arena. The horse should be well trained, relaxed, quiet, soft and cadenced at all gaits. The ideal ranch horse will travel with forward movement and demonstrate an obvious lengthening of stride at extended gaits. The horse can be ridden with light contact or on a relatively loose rein without requiring undue constraint, but not shown on a full drape of reins. The overall manners and responsiveness of the ranch riding horse to make timely transitions in a smooth and correct manner as well as the quality of the movement are of primary consideration. The ideal ranch riding horse should have a natural ranch horse appearance from head to tail in each maneuver.

For horses three years of age or over, all-age open non-pro class. Each horse will work individually. Horses will be scored on the basis of 0 - 100 with 70 denoting an average performance. Each rider will begin with a 70 and scored on the following basis, ranging from plus 1-1/2 to minus 1-1/2. Minus 1-1/2 (extremely poor, minus 1 (very poor, -1/2 poor, 0 correct, +1/2 good, +1 very good, +1-1/2 excellent. Maneuver scores are to be determined and assessed independently of penalty points.

One of the 15 Ranch approved patterns must be used.

The overall cadence and performance of the gaits is described in **GAITS** (next page) with an emphasis on forward movement, free-flowing, and ground covering for all gaits. Transitions should be performed where designated, with smoothness and responsiveness.

No time limit.

GAITS

In all gaits, movement of the ranch horse should simulate a horse needing to cover long distances, softly and quietly, like that of a working ranch horse.

Walk - a natural, flat footed, four beat gait. Loss of forward rhythmic movement should be penalized. As in all gaits, the horse should display a level, or slightly above level topline with a bright, attentive expression.

Extended Walk - the extended walk is an obvious lengthening of stride that will naturally increase the pace. The horse should move in a natural manner (not a running walk) as if it were moving across an open pasture.

Trot - the trot is a natural two-beat gait demonstrating more forward motion than the western jog.

Extended Trot - the extended trot is an obvious lengthening of the stride with a definite increase in pace. The horse should be moving in a manner as if it were covering a large area on a ranch with an above level topline.

Lope - the lope is a three beat gait. The lope should be relaxed and smooth with a natural, forward moving stride.

Extended Lope - the extended lope is not a run or a race but should be an obvious lengthening of the stride, demonstrating a forward, working speed. The horse should display an above level topline with a bright, attentive expression.

Sitting the regular trot and lope is recommended, though standing in the stirrups at the extended trot and extended lope, or posting the extended trot is acceptable.

APPAREL AND EQUIPMENT

- No hoof polish
- No braided or banded manes/tails or tail extensions.
- Trimming of ears and or facial hair is to be discouraged.
- Trimming bridle paths is acceptable as well as trimming of fetlocks.
- Excessive silver on bridles or saddles is to be discouraged and silver on equipment will not count over good working equipment.
- The use of a breast collar and a rear cinch is encouraged.
- When exhibiting in a snaffle bit or hackamore, an exhibitor may switch between two hands and one hand on the reins at any time however horse must be under 5 years of age to exhibit in snaffle bit or hackamore).

Ranch Riding Penalties. Maneuver evaluations and penalty applications are to be determined independently. The following penalties will be applied to each occurrence and be deducted from the final score:

One (1) Point

- Too slow (per gait)
- Over-bridled (per maneuver)
- Out of frame (per maneuver)
- Break of gait at walk or trot for 2 strides or less

Three (3) points

- Break of gait at walk or trot for more than 2 strides
- Break of gait at lope when correcting an incorrect lead
- Wrong lead or out of lead
- Draped reins (per maneuver)
- Out of lead front or rear more than 2 strides when changing leads
- Trotting more than three strides when making a simple lead change
- Severe disturbance of any obstacle

Five (5) points

- Blatant disobedience (kick, bite, buck, rear etc.) for each refusal

Ten (10) point:

- Unnatural ranch horse appearance (horse's tail carried in an unnatural manner in every maneuver)

Off Pattern (OP) Placed below horses performing all maneuvers and will not receive payout where offered.

- Eliminate or add maneuvers
- Incomplete maneuver
- Repeated blatant disobedience

RANCH TRAIL

This class should test a horse's ability to cope with situations encountered while being ridden through a pattern of obstacles generally found during the course of everyday ranch work. The horse/rider team is judged on the correctness, efficiency, and pattern accuracy with which the obstacles are negotiated and the attitude and mannerisms exhibited by the horse.

Judging emphasis is on identifying the well broke, responsive and well mannered horse which can correctly navigate and negotiate the course. The ideal ranch trail horse should have a natural ranch horse appearance from head to tail in each maneuver.

Class Requirements

The Ranch Trail course will include 12 obstacles. It is mandatory that the horse be asked to walk, trot and lope during the course. Walk can be part of an obstacle score or be scored with the approaching obstacle. Trot must be at least 35 feet and score with approaching obstacle. Lope must be lead specific, at least 50 feet and score with approaching obstacle. Care must be exercised to avoid setting up any obstacle that may be hazardous to the horse or rider.

When setting courses, management will be mindful that the idea is not to trap a horse/rider team or eliminate it by making an obstacle difficult. All courses and obstacles are to be constructed with safety in mind so as to reduce the risk of accident. Show committee shall have the option of setting up the trail course to best fit the arena conditions. It is imperative that time restrictions are placed on this class. The show committee shall select a course that has a continuous flow and can be negotiated in four minutes or less.

Judges must walk the course and have the right and duty to alter the course if it is not in keeping with the intent of the class. Judges may remove or change any obstacle they deem unsafe, non-negotiable or unnecessarily difficult. Any time a trail obstacle becomes unsafe during a class, it shall be repaired or removed

score for that obstacle shall be deducted from all previous draws in the class.

Prohibited Obstacles

Unsafe Tarps (torn or otherwise dangerous), water obstacles with slippery or slick bottoms, PVC pipe used as a jump or walk over, tires, painted logs or poles, logs elevated permitting such to roll in a dangerous manner.

Mandatory Obstacles

- Open/through/ and close gate
- Ride over natural logs (poles)
 - *May be straight, curved, zig-zag and/or raised*
 - *5 logs or less per gait*
 - *10" high or less*
 - At walk 26"- 30" apart
 - At trot 36"- 42" apart
 - At lope 6' - 7' apart
- Open, go through, close gate keeping in mind not letting livestock out (forward or back through)
- Bridge (minimum 12" wide (Pro), 24" wide (Non-Pro) and 6' long)
- Backing through obstacles (min 28" apart or 30" if raised)
 - can be L, V, U or straight
- Side-pass obstacle (less than 12" high)
- Drag
 - Must dally rope on horse
- May be figure 8

Optional Obstacles

- Live or stuffed animals which would normally be encountered in an outdoor setting but not to be used as an attempt to spook a horse
- Carry an object from point A to point B
- Remove and replace items from a mailbox
- Trot through/around obstacles minimum 6' apart
- Swing rope or rope a dummy steer head
- Step in and out of an obstacle or turn around within an obstacle
- Put on slicker or coat
- Mount with or without mounting block (block always to be supplied)
- Walk through water obstacle
- Pick up feet
- Walk through brush
- Ground tie
- Jump no less than 14" and no higher than 25"
- Garrocha pole

Credits and Penalties

Maneuver evaluation and penalty applications determined independently

Eliminating an obstacle will be considered off pattern and may not place above others completing pattern correctly

Credits

- Negotiating obstacle correctly and efficiently
- Showing attentiveness to obstacles and ability to negotiate through course when warranted while willingly responding to rider's cues on more difficult obstacles
- Quality of movement and cadence part of maneuver score for each obstacle

Penalties

- 2 hands on reins
- Using hand to instill fear or praise
- 3 refusals, judge asks rider to pass obstacle
- A judge may ask a rider to pass an obstacle at any time if there are safety concerns
- A judge may ask rider to leave the pen if considered a safety risk

One (1) Point Penalties

Over-bridled (per maneuver)

Out of frame

Each hit, bite or stepping on log, cone, plant or any component of obstacle

Each refusal of an obstacle to maximum of 2

Incorrect break of gait at walk or trot for 2 strides or less

Both front or hind feet in a single stride slot or space at a walk/trot

Skipping over or failing to step into required space

Split pole in lope over (stride inside)

Incorrect number of strides, if specified

One or two steps on mount or dismount or ground tie EXCEPT: shifting to balance

Three (3) Point Penalties

Wrong lead or out of lead (except where designated lead)

Draped reins

Break of gait at lope

Break of gait at walk or trot of more than 2 strides

Three to four steps on mount/dismount or ground tie

Five (5) Point Penalties

Spurring in front of the cinch

Blatant disobedience

Use of either hand to instil fear/praise

Knocking over, stepping out of or falling off an obstacle

Dropping an object required to be carried

3rd refusal of obstacle

Letting go of gate

Ten (10) Point Penalties

Altered tail or tail carried in an unnatural ranch horse appearance

Off-Pattern (OP) - Exhibitors cannot place above others who complete pattern correctly and will not receive payouts where offered.

Incomplete maneuver

Eliminating or adding a maneuver

Repeated blatant disobedience

Failure to dally or remain dallied

Use of two hands (except for junior horses (5 years or under who are shown in a snaffle bit or hackamore)

More than one finger between split reins or any finger between romal reins

Failure to open and close gate or failure to complete gate

Disqualification (DQ)

3rd obstacle refusal

Lameness

Abuse

Leaving working area before pattern is complete

Illegal equipment

Disrespect or misconduct

Improper western attire

Fall of horse or rider

RANCH REINING

The ranch reining class measures the ability of a ranch horse to perform basic handling maneuvers with a natural head carriage in a forward looking manner. The ideal ranch reining horse should have a natural ranch horse appearance from head to tail in each maneuver. Patterns may be chosen from any of the NRHA/AQHA reining patterns or ranch reining patterns as included in this handbook or approved by the show management and judge.

Credits and Penalties

All runs begin upon entering the pen and any infractions are subject to penalty at that time such as two hands on the reins, using either hand to instil fear or praise etc.

To rein a horse is not only to guide him but also to control his movement. The best reined horse should be willingly guided or controlled with little or no apparent resistance. All deviations from the exact written pattern must be considered a lack of or temporary loss of control and therefore a fault that must be marked down according to severity of deviation. The horse/rider team's overall performance should be credited for smoothness, finesse, attitude, quickness and authority of performing various maneuvers while using controlled speed which raises the degree of difficulty and makes the horse/rider team more exciting and a pleasure to watch.

Penalties

One-half (1/2) point: Starting a circle or exiting a rollback at a trot for up to two (2) strides; delayed change of lead by one stride where the lead change is required by the pattern description; failure to remain a minimum of twenty feet from the wall or fence when approaching a stop and/or rollback; over spin or under spin up to 1/8 turn.

One (1) point:

- Over-bridled (per maneuver)
- out of frame (per maneuver, out of lead in the circles, figure eights or around the end of the arena (this penalty is cumulative and will be deducted for each quarter of a circle the horse is out of lead); Over or under spinning 1/8 to 1/4 or walk before executing a lope departure on trot-in patterns; failure to be in

- a lope prior to the first marker on run-in patterns; failure to completely pass the specified marker before initiating a stop position, trotting beyond two strides, but less than 1/2 circle or 1/2 length of the arena.

Two (2) point: Break of gait; freeze up in spins or rollbacks; failure to stop or walk before executing a lope departure on trot-in patterns; failure to be in a lope prior to the first marker on run-in patterns; failure to completely pass the specified marker before initiating a stop position, trotting beyond two strides, but less than 1/2 circle or 1/2 length of the arena.

Five (5) point: Spurring in front of the cinch; blatant disobedience; use of either hand to instil fear/praise.

Ten (10) point: Unnatural ranch horse appearance (horse's tail carried in an unnatural manner in every maneuver)

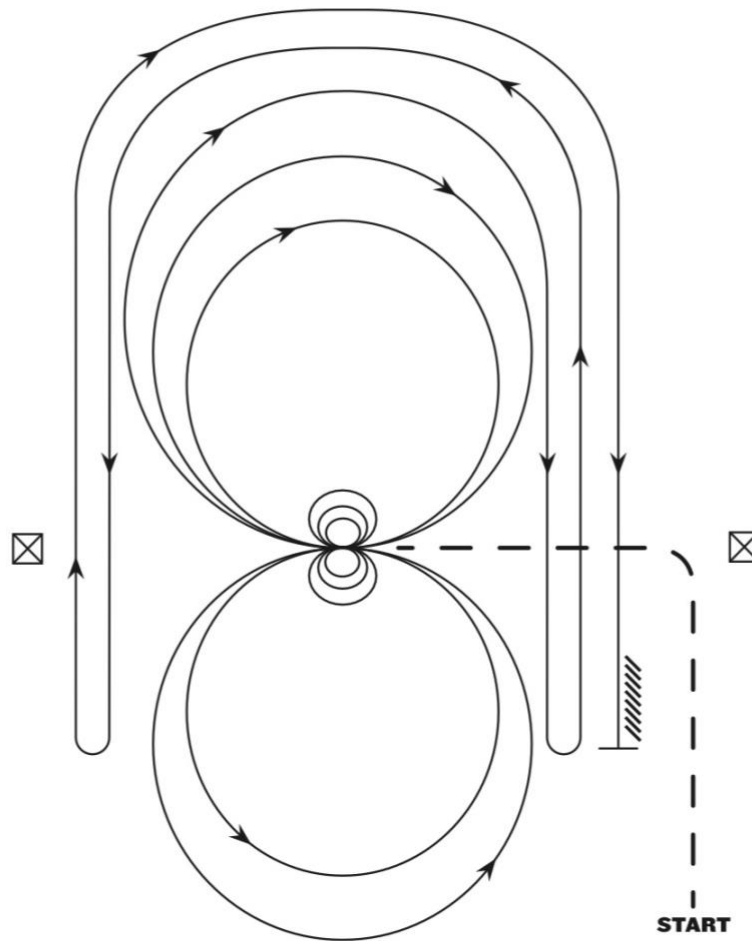
Off pattern (OP): breaking pattern; inclusion of maneuver (e.g. over or under-spinning, backing more than two (2) strides, etc.); trotting in excess of 1/2 circle or 1/2 length of the arena; repeated blatant disobedience; use of two hands (except Junior and Level I horses shown in a snaffle bit/hackamore), more than one finger between split reins or any fingers between romal reins (except in the two-rein). Exhibitors cannot place above others who complete the pattern correctly and will not receive a payout where offered.

Disqualification (DQ): lameness; abuse; illegal equipment; disrespect or misconduct; leaving arena before pattern is complete; improper western attire; fall of horse/rider.

- Slipping rein

RANCH PATTERNS

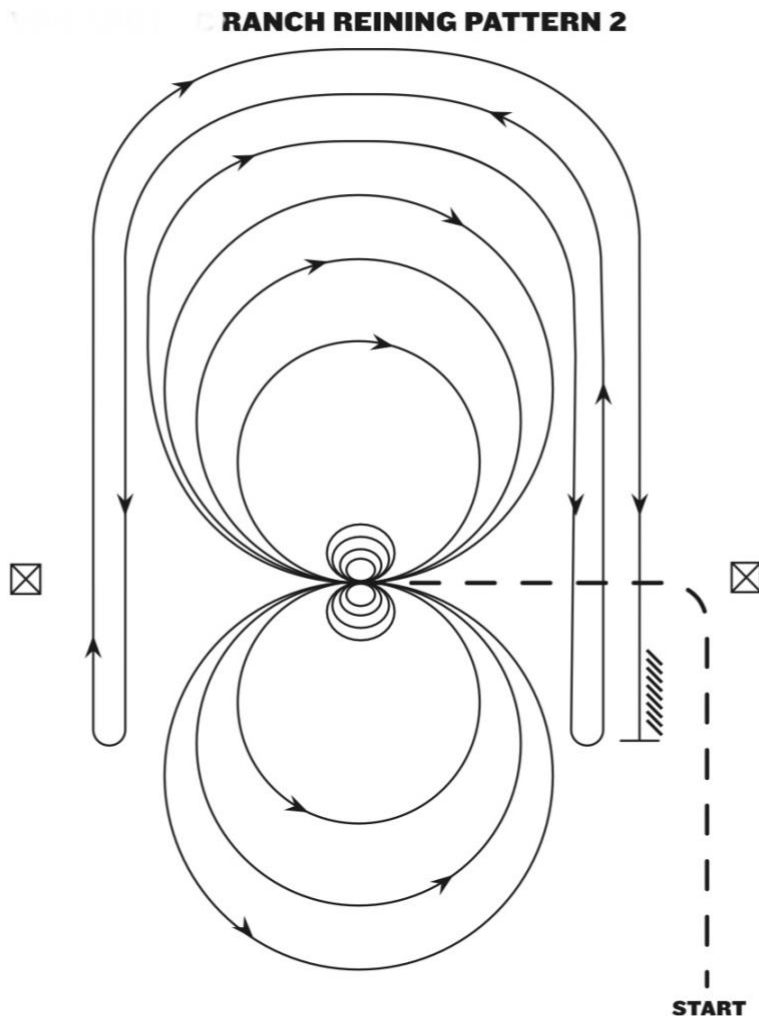
RANCH REINING PATTERN 1



Mandatory Markers along Fence or Wall: The judge shall indicate with markers on arena fence or wall the center of the pattern.

Ride pattern as follows: Trot to center of arena and stop.

1. Complete 3 spins in one direction. Hesitate.
2. Complete 3 spins in the opposite direction. Hesitate.
3. Beginning on right lead, complete two large fast circles to the right. Change leads at center of arena.
4. Complete two large fast circles to the left. Change leads at center of arena.
5. Begin a large circle to the right but do not close this circle. Run down the right side of the arena past the center marker and do a left roll back at least 20 feet from the wall or fence, no hesitation.
6. Continue back around the previous circle but do not close this circle. Run down the left side of the arena past the center marker and do a right roll back at least 20 feet from the wall or fence, no hesitation.
7. Continue back around previous circle, but do not close this circle. Run down the right side of the arena past the center marker and do a sliding stop at least 20 feet from the wall or fence. Back up at least 10 feet. Hesitate to show completion of pattern.

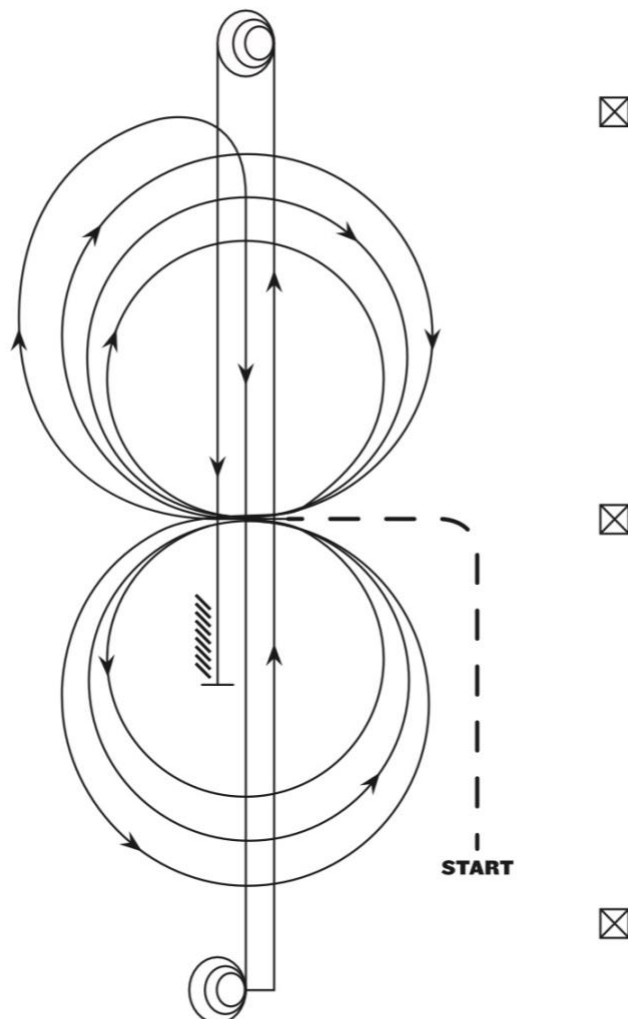


Mandatory Markers along Fence or Wall: The judge shall indicate with markers on arena fence or wall the center of pattern.

Ride pattern as follows: Trot to center of arena and stop or walk before departure.

1. Beginning on right lead, complete two circles to the right - the first one large and fast; the second one small and slow. Stop at center.
2. Complete 4 spins to the right. Hesitate.
3. Beginning on left lead, complete two circles to the left - the first one large and fast; the second one small and slow. Stop at center.
4. Complete 4 spins to the left. Hesitate.
5. Beginning on the right lead, complete a large fast circle to the right and change leads at center of arena. Complete a large fast circle to the left and change leads at center of arena.
6. Begin a large fast circle to the right, but do not close this circle. Run down the right side of the arena, past the center marker, and do a left roll back at least 20 feet from the wall or fence.
7. Continue back around the previous circle, but do not close this circle. Run down the left side of the arena, past the center marker, and do a right roll back at least 20 feet from the wall or fence.
8. Continue back around previous circle, but do not close this circle. Run down right side of the arena, past the center marker, and do a sliding stop at least 20 feet from the wall or fence. Back up at least 10 feet. Hesitate to show completion of pattern.

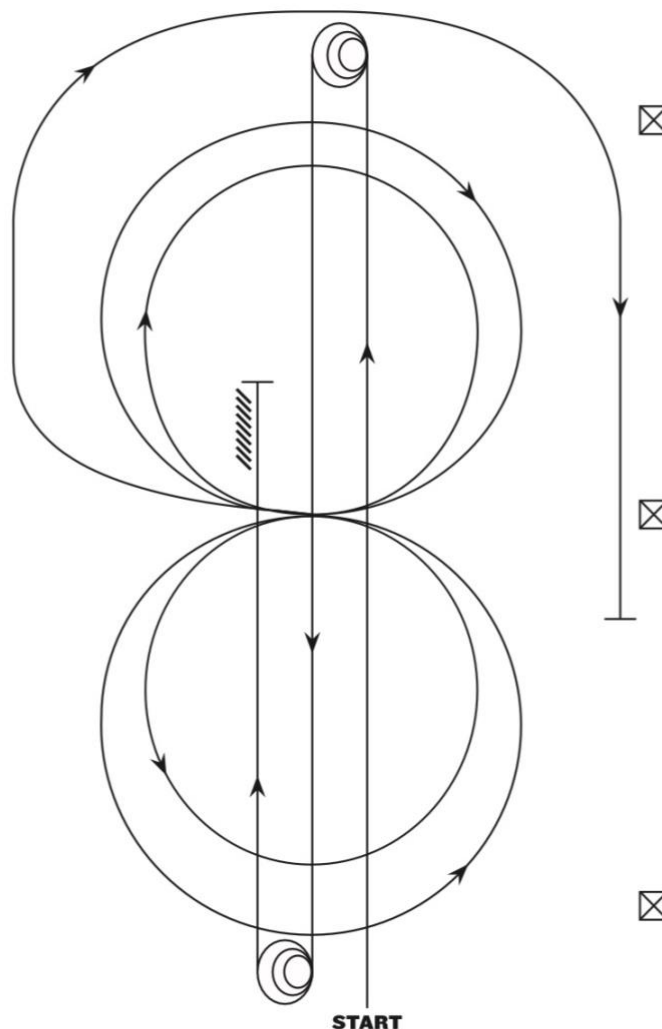
RANCH REINING PATTERN 3



Mandatory Marker along Fence or Wall: The judge shall indicate with markers on arena fence or wall the center of pattern. Judge shall also place markers on fence or wall at least 50' from each end of the arena.

Ride pattern as follows: Trot to center of arena and stop or walk before departure. Start pattern facing toward judge.

1. Beginning on right lead, complete three circles to the right - the first two large and fast; the third one small and slow. Change leads at center of arena.
2. Complete three circles to the left - the first two large and fast; the third one small and slow. Change leads at center of arena.
3. Begin a large circle to the right, but do not close this circle. Run down center of arena, past the end marker, and do a sliding stop.
4. Complete 3 1/2 spins to the right.
5. Run up center of arena to the opposite end, past the end marker, do a sliding stop.
6. Complete 3 1/2 spins to the left.
7. Run back to the middle of the arena, past the center marker, and do a sliding stop. Back up at least 10 feet. Hesitate to show completion of pattern.

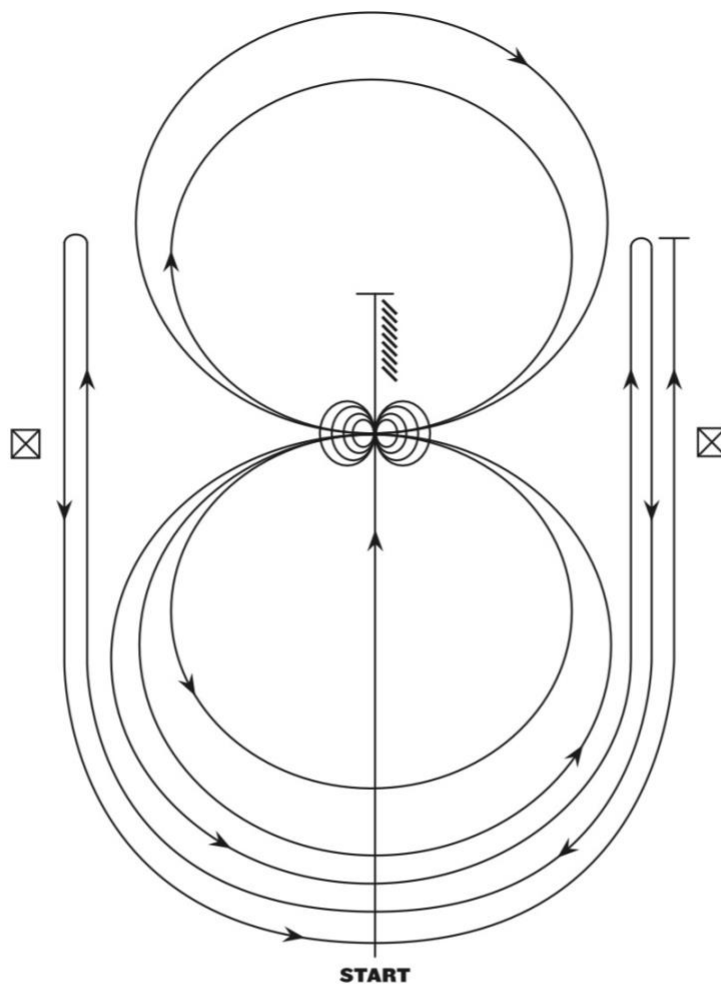
RANCH REINING PATTERN 4

Mandatory Marker along Fence or Wall: The judge shall indicate with markers on arena fence or wall the center of pattern. Judge shall also end place markers on fence or wall at least 50' from each end of the arena.

Ride pattern as follows:

1. Run up center of arena past the end marker and do a sliding stop.
2. Complete 3 1/2 spins to the left.
3. Run down to opposite end of arena, past the end marker and do a sliding stop.
4. Complete 3 1/2 spins to the right.
5. Run past the center marker and do a sliding stop. Back at least 10 feet. Complete 1/4 turn to the left; hesitate.
6. Beginning on right lead, complete two circles to the right - the first one small and slow, the second one large and fast. Change leads at center of arena.
7. Complete two circles to the left - the first one small and slow, the second one large and fast. Change leads at center of arena.
8. Begin a large circle to the right but do not close this circle. Run down the right side of the arena, past the center marker and do a sliding stop at least 20 feet from the fence. Hesitate to show completion of pattern.

RANCH REINING PATTERN 5



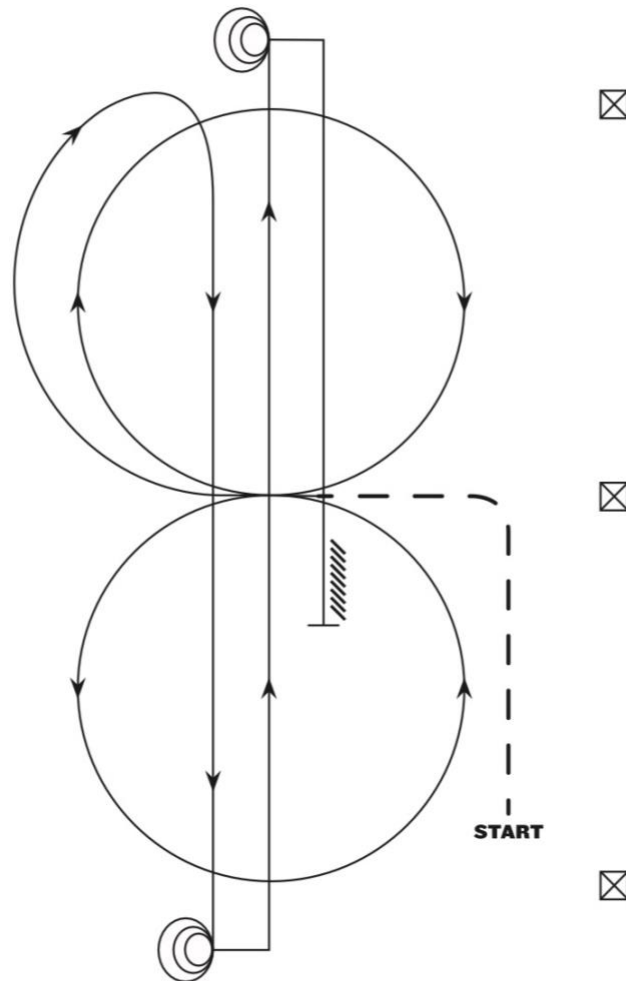
Mandatory Markers along Fence or Wall: The judge shall indicate with markers on arena fence or wall the center of pattern. Judge shall also place markers on fence or wall at least 50' from each end of the arena.

Ride pattern as follows:

1. Run past the center marker and do a sliding stop. Back to center of arena or at least 10 feet. Hesitate.
2. Complete four right spins. Hesitate.
3. Complete four and one-quarter left spins. Hesitate. Horse to be facing left fence.
4. Beginning on left lead, complete two circles to the left - the first one small and slow, the second one large and fast. Change leads at center of arena.
5. Complete two circles to the right - the first one small and slow, the second one large and fast. Change leads at center of arena.
6. Begin a large circle to the left, but do not close this circle. Run up the right side of the arena, past the center marker, and do a right rollback at least 20 feet from the wall or fence.
7. Continue back around the previous circle, but do not close circle. Run up the left side of the arena, past the center marker, and do a left rollback at least 20 feet from the wall or fence.
8. Continue back around previous circle, but do not close this circle. Run up the right side of the arena, past the center marker, and do a sliding stop at least 20 feet from the wall or fence. Hesitate to show completion of pattern.

STATION

RANCH REINING PATTERN 6

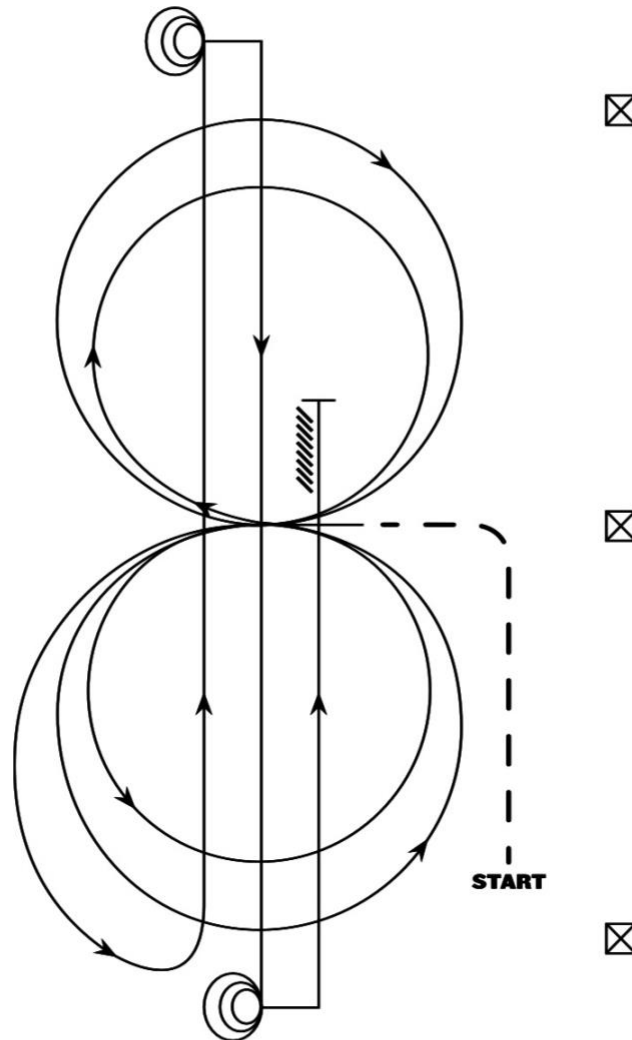


Mandatory Marker along Fence or Wall: The judge shall indicate with markers on arena wall or fence the center of pattern. Judge shall also place markers on fence or wall at least 50' from each end of the arena.

Ride pattern as follows: Trot to center of arena and stop or walk before departure. Start pattern facing toward judge.

1. Beginning on right lead, lope one circle to the right. Change leads at center of arena.
2. Complete one circle to the left. Change leads at center of arena.
3. Begin a circle to the right, but do not close this circle. Run down center of arena, past the end marker, and do a sliding stop.
4. Complete 3 1/2 spins to the right.
5. Run up to other end of arena, past the end marker, do a sliding stop.
6. Complete 3 1/2 spins to the left.
7. Run past the center marker and do a sliding stop. Back at least 10 feet. Hesitate to show completion pattern.

RANCH REINING PATTERN 7

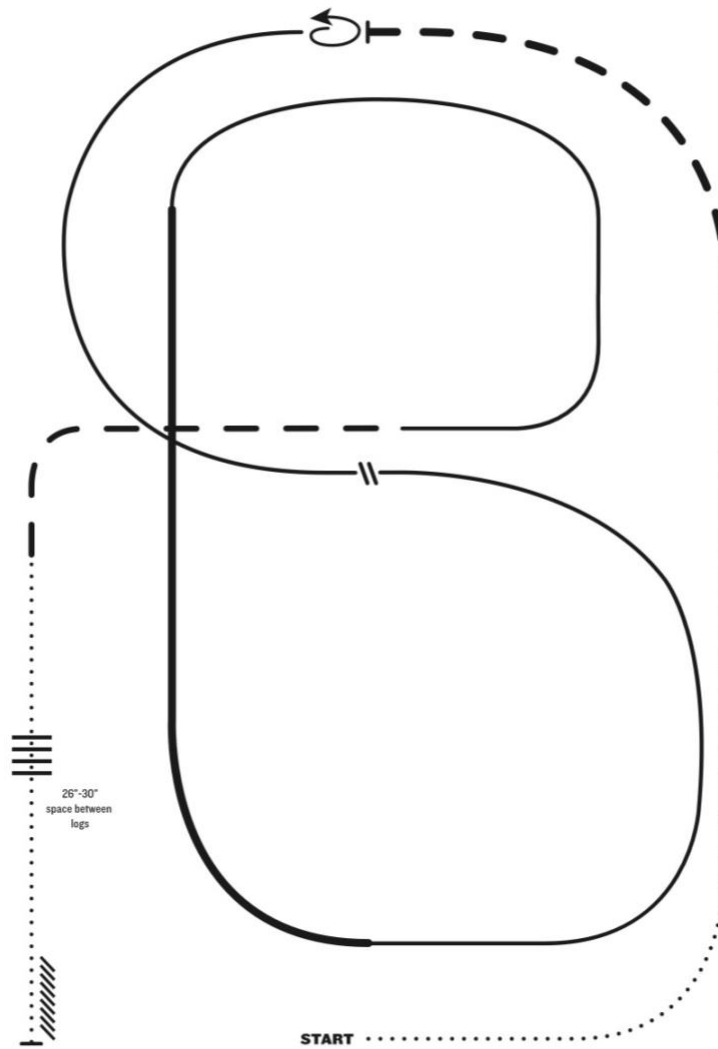


Mandatory Marker along Fence or Wall: The judge shall indicate with markers on arena wall or fence the center of pattern. Judge shall also place markers on fence or wall at least 50' from each end of the arena.

Ride pattern as follows: Trot to center of arena and stop or walk before departure. Start pattern facing toward judge.

1. Beginning on left lead, complete two circles to the left - the first one large and fast, the second one small and slow. Change leads at center of arena.
2. Complete two circles to the right - the first one large and fast, the second one small and slow. Change leads at center of arena.
3. Begin a circle to the left, but do not close this circle. Continuing around the end of arena, run up the center, past end marker, and do a sliding stop.
4. Complete 3 1/2 spins to the left.
5. Run down to other end of arena, past the end marker, and do a sliding stop.
6. Complete 3 1/2 spins to the right.
7. Run past the center marker and do a sliding stop. Back at least 10 feet. Hesitate to show completion pattern

RANCH RIDING - PATTERN I



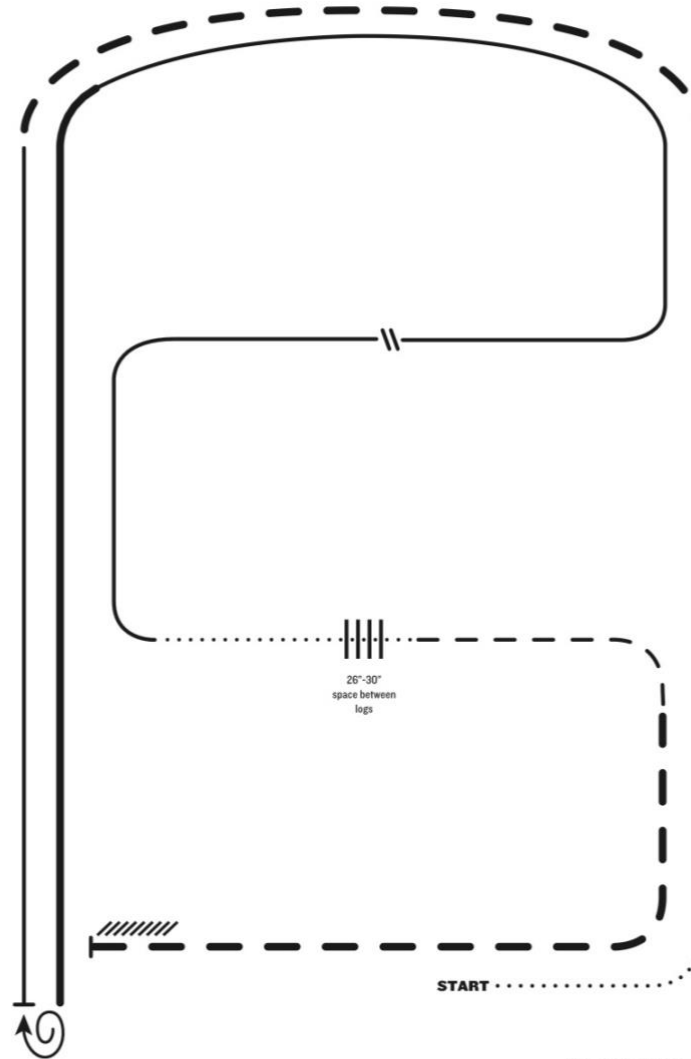
LEGEND

.....	Walk
.....	Extended Walk
---	Trot
---	Extended Trot
---	Lope
---	Extended Lope
////	Back
W	Lead Change

Note: The drawn description of this pattern is only intended for the general depiction of the pattern. Exhibitors should utilize the arena space to best exhibit their horses.

1. Walk
2. Trot
3. Extend the trot, at the top of the arena, stop
4. 360° turn left
5. Left lead 1/2 circle, lope to the center
6. Change leads (simple or flying)
7. Right lead 1/2 circle
8. Extended lope up the long side of the arena (right lead)
9. Collect back to a lope around the top of the arena and back to center
10. Break down to an extended trot
11. Walk over logs
12. Stop and back

RANCH RIDING - PATTERN 2



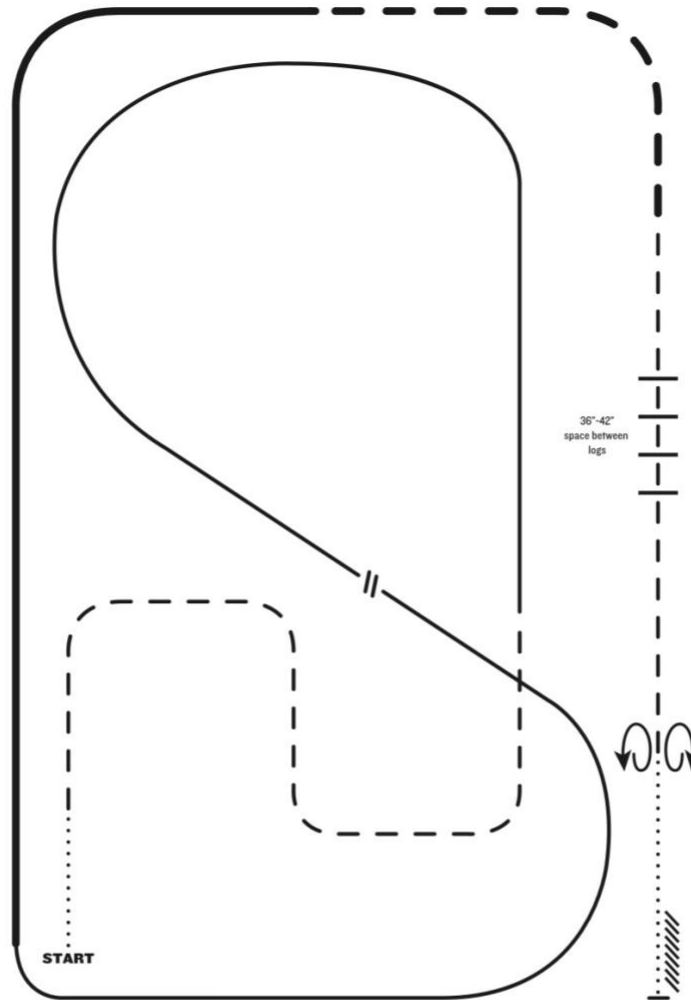
LEGEND

.....	Walk
.....	Extended Walk
---	Trot
---	Extended Trot
---	Lope
---	Extended Lope
////	Back
W	Lead Change

1. Walk
2. Trot
3. Extended trot
4. Lope left lead
5. Stop, 1 1/2 turn right
6. Extended lope
7. Collect lope right lead
8. Change leads (simple or flying), continue lope left lead
9. Walk
10. Walk over logs
11. Trot
12. Extended trot
13. Stop and back

Note: The drawn description of this pattern is only intended for the general depiction of the pattern. Exhibitors should utilize the arena space to best exhibit their horses.

RANCH RIDING – PATTERN 3



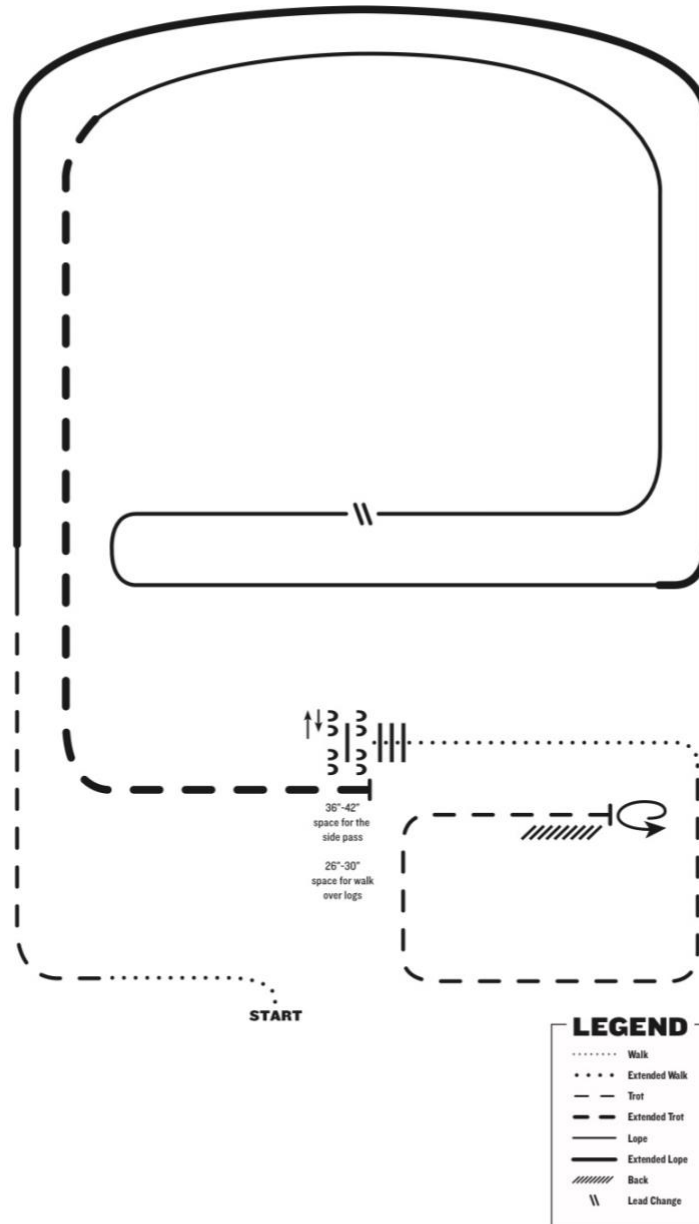
LEGEND

.....	Walk
.....	Extended Walk
---	Trot
---	Extended Trot
---	Lope
---	Extended Lope
////	Back
W	Lead Change

Note: The drawn description of this pattern is only intended for the general depiction of the pattern. Exhibitors should utilize the arena space to best exhibit their horses.

- I. Walk
2. Trot serpentine
3. Lope left lead around the end of the arena and then diagonally across the arena
4. Change leads (simple or flying)
5. Lope right lead around end of the arena
6. Extend lope on the straight away and around corner to the center of the arena
7. Extend trot around corner of the arena
8. Collect to a trot
9. Trot over logs
10. Stop, 360° turn each direction (either direction 1st) (L-R or R-L)
- II. Walk, stop and back

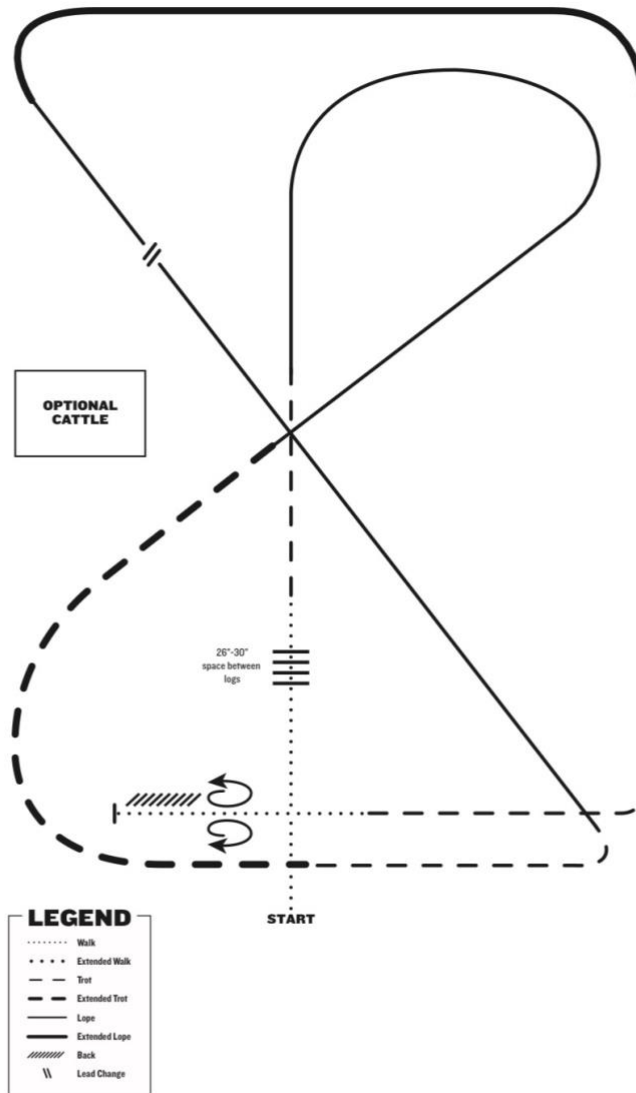
RANCH RIDING - PATTERN 4



1. Walk
2. Trot
3. Extended lope right lead
4. Lope right lead
5. Change leads (simple or flying)
6. Lope left lead
7. Extended trot
8. Stop, side pass left, side pass right, 1/2 way
9. Walk over logs
10. Walk
11. Trot square
12. Stop, 360° turn left, and back

Note: The drawn description of this pattern is only intended for the general depiction of the pattern. Exhibitors should utilize the arena space to best exhibit their horses.

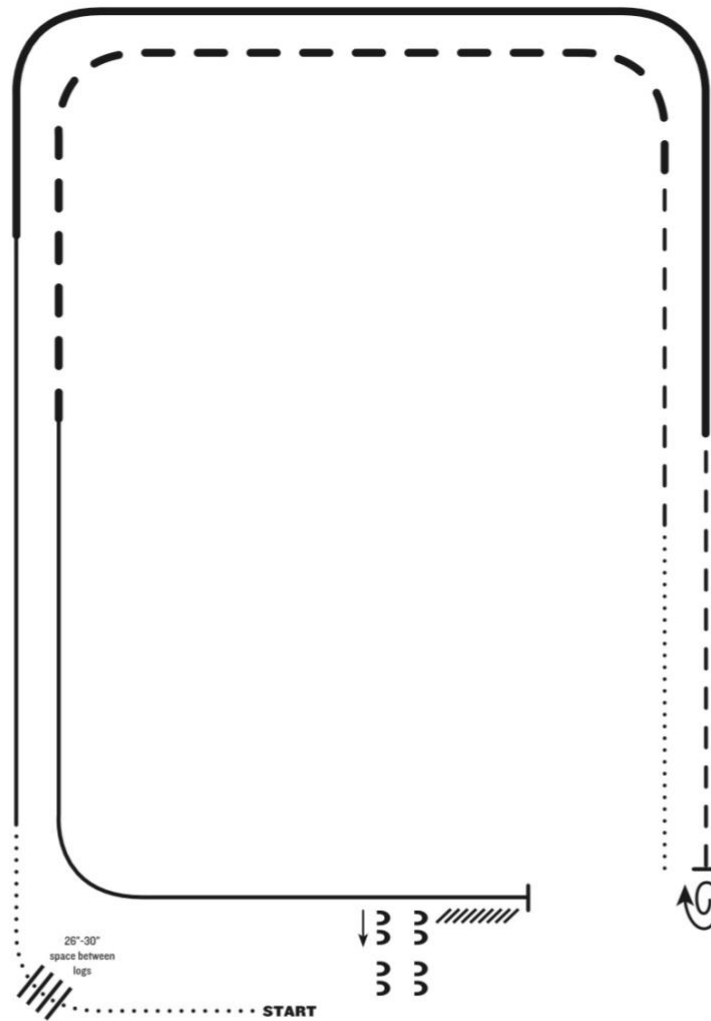
RANCH RIDING – PATTERN 5



1. Walk
2. Walk over logs
3. Trot
4. Lope right lead
5. Extended trot
6. Trot
7. Lope left lead
8. Change leads (simple or flying)
9. Extended lope right lead
10. Collect lope
11. Trot
12. Walk
13. Stop and back
14. 360° turn each direction (either direction 1st) (L-R or R-L)

Note: The drawn description of this pattern is only intended for the general depiction of the pattern. Exhibitors should utilize the arena space to best exhibit their horses.

RANCH RIDING - PATTERN 6

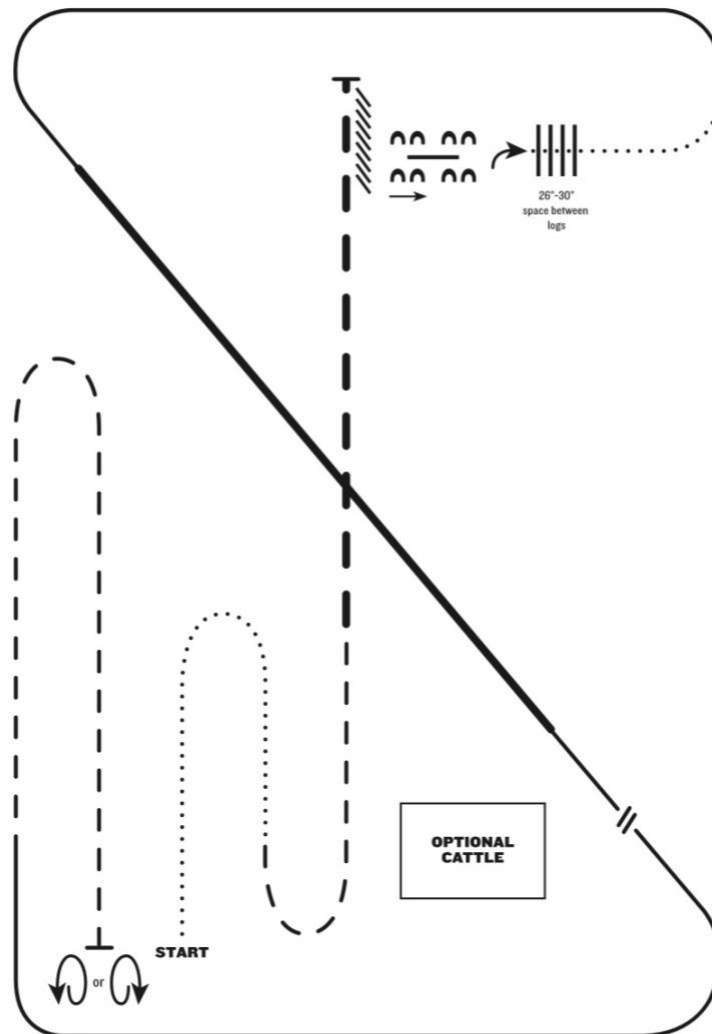


LEGEND	
.....	Walk
.....	Extended Walk
---	Trot
---	Extended Trot
---	Lope
---	Extended Lope
////	Back
W	Lead Change

1. Walk
2. Walk over logs
3. Lope right lead
4. Extended lope right lead
5. Trot
6. Stop, 1 1/2 turn right
7. Walk
8. Trot
9. Extended trot
10. Lope left lead
11. Stop and back
12. Side pass right

Note: The drawn description of this pattern is only intended for the general depiction of the pattern. Exhibitors should utilize the arena space to best exhibit their horses.

RANCH RIDING – PATTERN 7



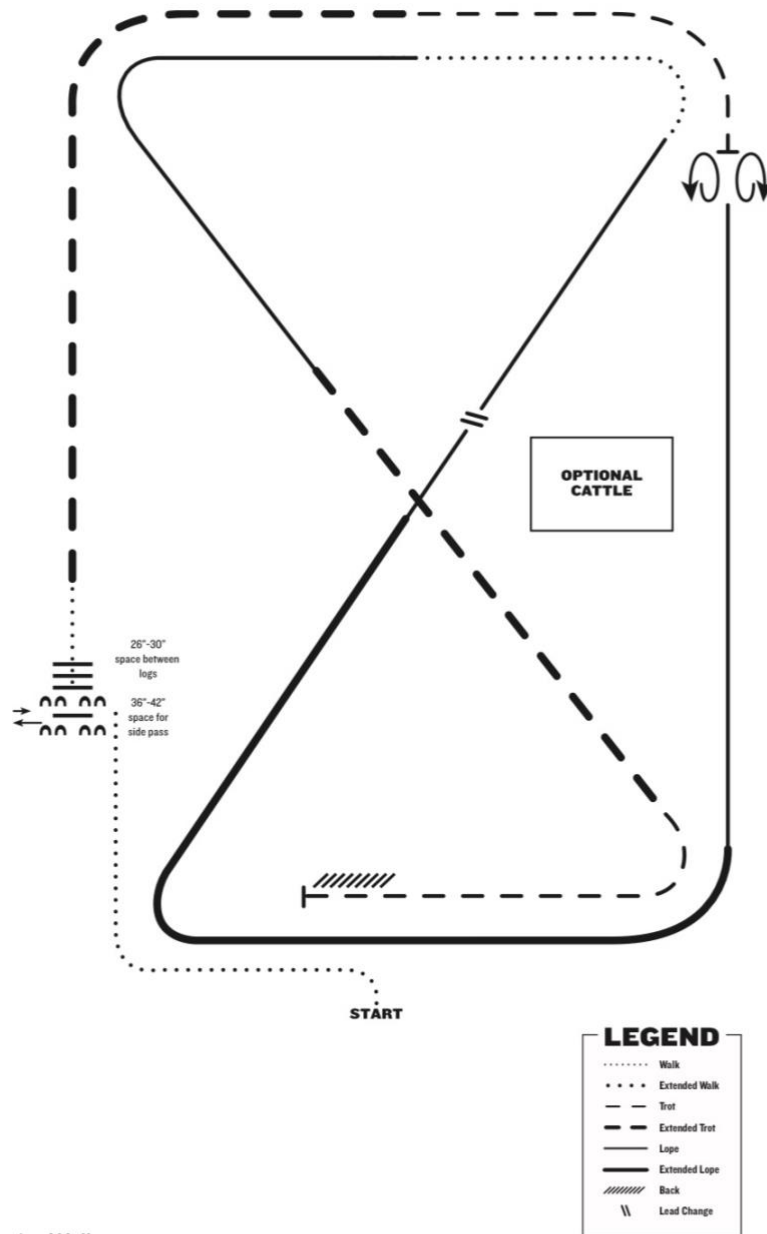
LEGEND

.....	Walk
.....	Extended Walk
---	Trot
---	Extended Trot
---	Lope
---	Extended Lope
////	Back
W	Lead Change

1. Walk
2. Trot
3. Extended trot
4. Stop and back
5. Side pass right over log
6. 1/4 turn right, walk over logs
7. Walk
8. Lope left lead
9. Extended lope left lead
10. Collect lope, change leads (simple or flying)
11. Lope right lead
12. Trot
13. Stop, one 360° turn either direction

Note: The drawn description of this pattern is only intended for the general depiction of the pattern. Exhibitors should utilize the arena space to best exhibit their horses.

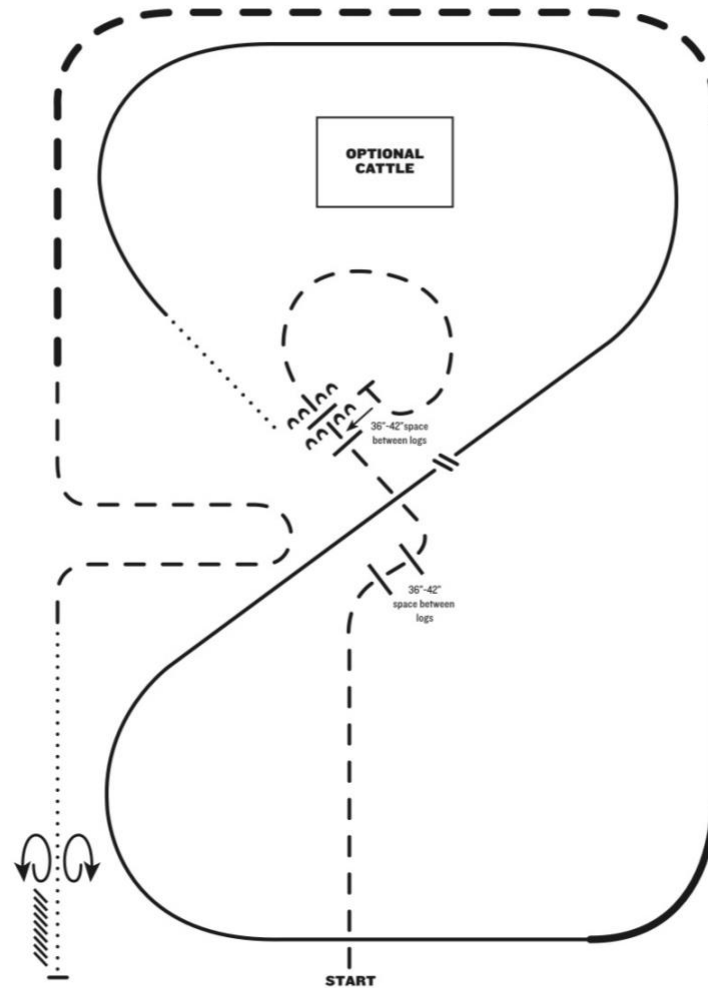
RANCH RIDING - PATTERN 8



1. Walk
2. Side pass left across first log, side pass 1/2 way to right
3. Walk over logs
4. Extended trot
5. Trot
6. Stop, 360° turn each direction (either direction 1st) (L-R or R-L)
7. Lope right lead
8. Extended lope right lead
9. Collect lope, change leads (simple or flying), continue lope left lead
10. Walk
11. Lope left lead
12. Extended trot
13. Trot
14. Stop and back

Note: The drawn description of this pattern is only intended for the general depiction of the pattern. Exhibitors should utilize the arena space to best exhibit their horses.

RANCH RIDING – PATTERN 9

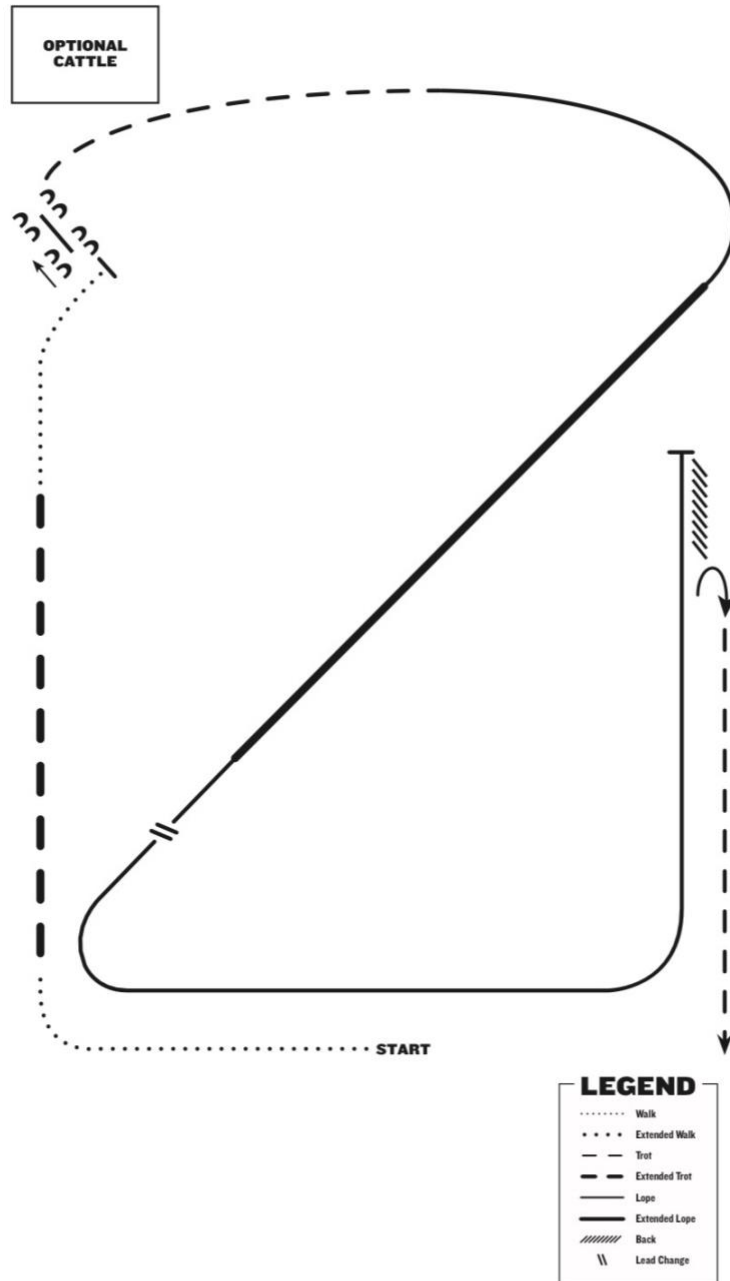


LEGEND	
.....	Walk
.....	Extended Walk
---	Trot
---	Extended Trot
---	Lope
---	Extended Lope
////	Back
W	Lead Change

1. Trot
2. Trot over two sets of logs
3. Trot circle, stop and side pass left over log
4. Walk
5. Lope right lead
6. Change leads (simple or flying)
7. Lope left lead
8. Extended lope left lead
9. Extended trot
10. Trot
11. Walk
12. Stop and back
13. 360° turn each direction (either direction 1st) (L-R or R-L)

Note: The drawn description of this pattern is only intended for the general depiction of the pattern. Exhibitors should utilize the arena space to best exhibit their horses.

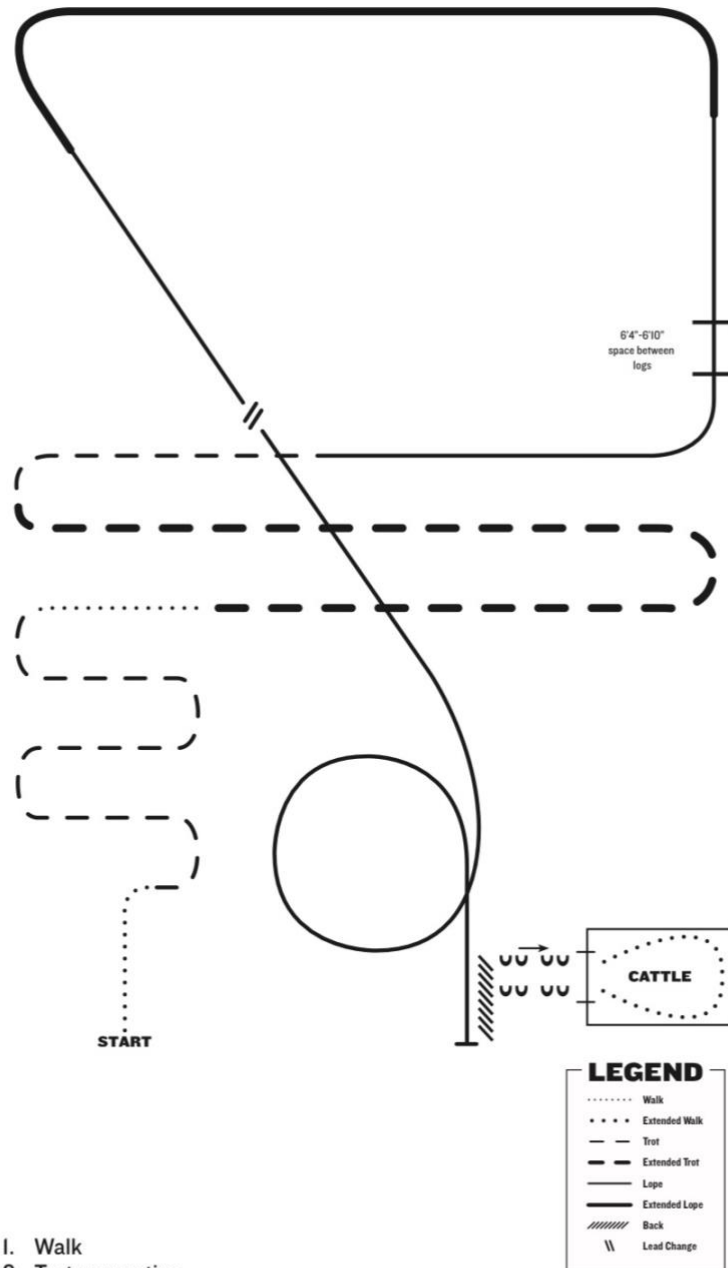
RANCH RIDING - PATTERN 10



1. Walk
2. Extended trot
3. Walk
4. Stop, side pass left over log
5. Trot
6. Lope right lead
7. Extended lope right lead
8. Collect lope and change leads (simple or flying)
9. Lope left lead
10. Stop and back
11. 1/2 turn right
12. Trot

Note: The drawn description of this pattern is only intended for the general depiction of the pattern. Exhibitors should utilize the arena space to best exhibit their horses.

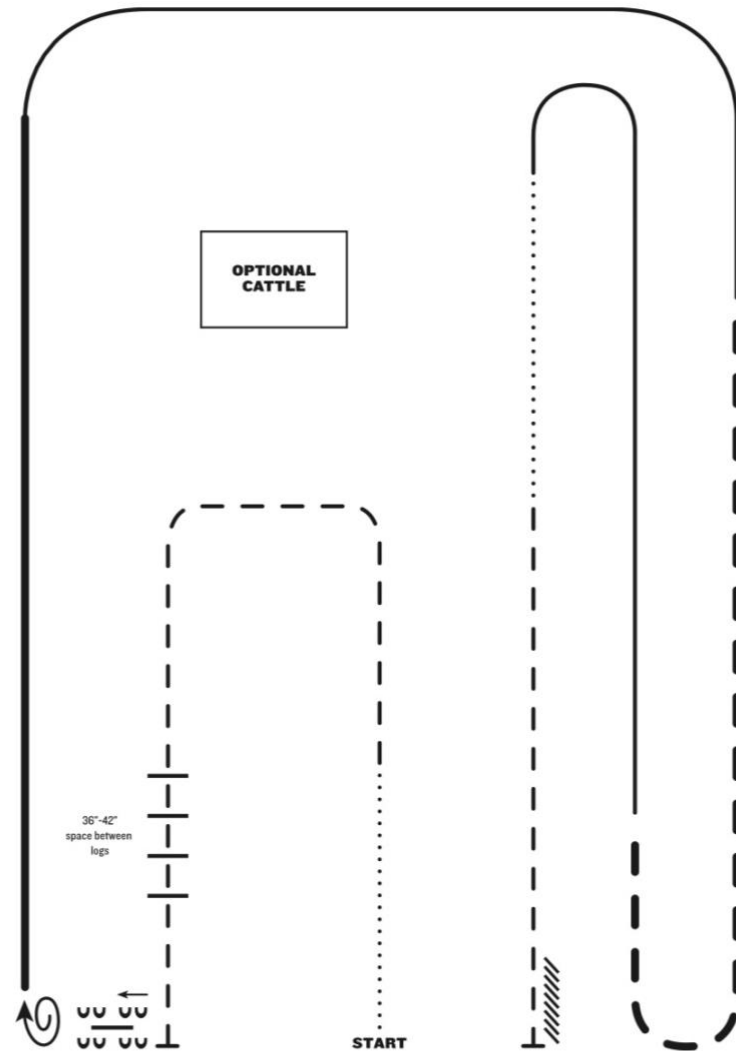
RANCH RIDING – PATTERN 11



1. Walk
2. Trot serpentine
3. Walk
4. Extended trot
5. Trot
6. Lope left lead
7. Lope over logs
8. Extended lope left lead
9. Collect lope, change leads (simple or flying)
10. Lope right lead
11. Lope circle
12. Stop and back
13. Side pass to gate, left hand push into pen
14. Walk through cattle, right hand push out

Note: The drawn description of this pattern is only intended for the general depiction of the pattern. Exhibitors should utilize the arena space to best exhibit their horses.

RANCH RIDING – PATTERN 12



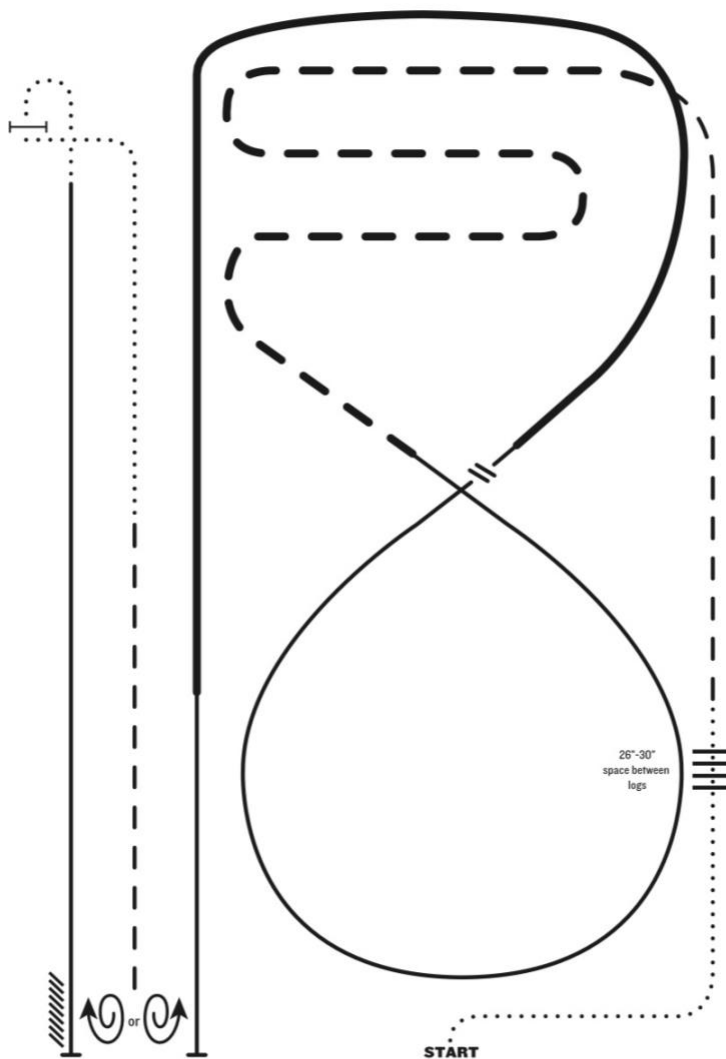
LEGEND

.....	Walk
.....	Extended Walk
---	Trot
---	Extended Trot
---	Lope
---	Extended Lope
////	Back
W	Lead Change

1. Walk
2. Trot
3. Trot over logs, stop
4. Side pass right over log
5. 1 1/2 turn right
6. Extended lope right lead
7. Lope right lead
8. Extended trot
9. Lope left lead
10. Walk
11. Trot
12. Stop and back

Note: The drawn description of this pattern is only intended for the general depiction of the pattern. Exhibitors should utilize the arena space to best exhibit their horses.

RANCH RIDING – PATTERN 13

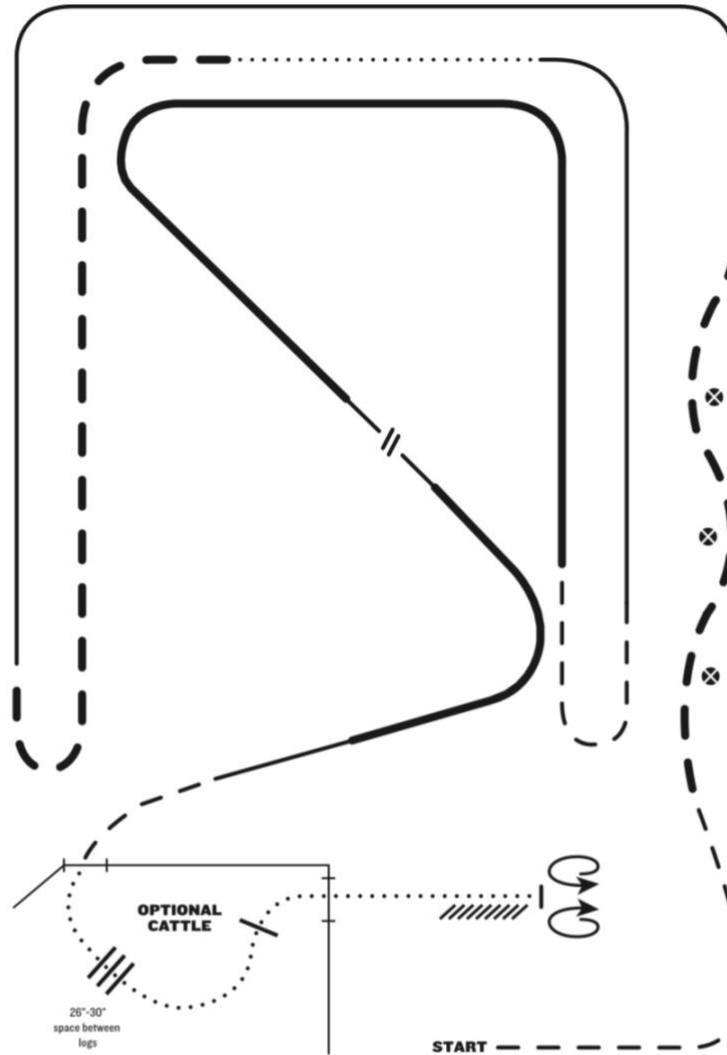


LEGEND	
.....	Walk
.....	Extended Walk
---	Trot
---	Extended Trot
---	Lope
---	Extended Lope
////	Back
↔	Lead Change

1. Walk
2. Walk over logs
3. Trot
4. Extended trot serpentine
5. Lope right lead
6. Change leads (simple or flying)
7. Extended lope left lead, collect lope
8. Stop, 1 1/2 turn either direction
9. Trot
10. Walk to gate
11. Right hand push gate
12. Walk, lope left lead
13. Stop and back

Note: The drawn description of this pattern is only intended for the general depiction of the pattern. Exhibitors should utilize the arena space to best exhibit their horses.

RANCH RIDING – PATTERN 14



1. Trot
2. Extended trot
3. Lope left lead
4. Extended trot
5. Walk
6. Lope right lead
7. Trot
8. Extended lope left lead
9. Collect lope, change leads (simple or flying), extended lope right lead, collect lope
10. Trot
11. Left hand push gate into pen
12. Walk over logs
13. Right hand push gate out of pen
14. Walk
15. Stop, 360° turn each direction (either direction 1st) (L-R or R-L)
16. Back

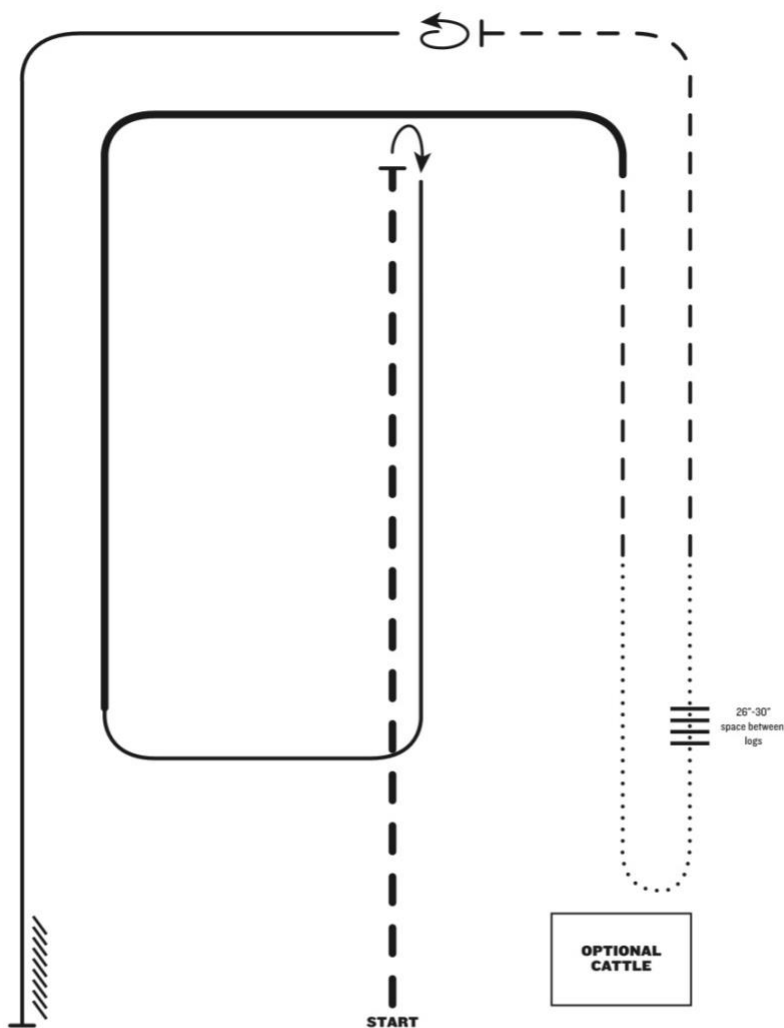
LEGEND

- Walk
- Extended Walk
- Trot
- Extended Trot
- Lope
- Extended Lope
- //// Back
- // Lead Change

Note: The drawn description of this pattern is only intended for the general depiction of the pattern. Exhibitors should utilize the arena space to best exhibit their horses.

Notes:

RANCH RIDING - PATTERN 15



1. Extended trot
2. Stop, rollback right
3. Lope right lead
4. Extended lope right lead
5. Trot
6. Walk
7. Walk over logs
8. Walk
9. Trot
10. Stop, 360° turn left
11. Lope left lead
12. Stop and back

LEGEND

- Walk
- Extended Walk
- Trot
- Extended Trot
- Lope
- Extended Lope
- //// Back
- W Lead Change

Note: The drawn description of this pattern is only intended for the general depiction of the pattern. Exhibitors should utilize the arena space to best exhibit their horses.